

**CLICK HERE TO  
COMPLETE  
YOUR ONLINE  
WORKSHEET  
NOW**

**BRIGHTWATER  
TOWNS**

**15' TOWNHOUSE  
TYPE I**

---

**THREE BEDROOM + DEN**

INTERIOR 1945 SF

EXTERIOR 429 SF

TOTAL 2374 SF

# BRIGHTWATER TOWNS

GROUND FLOOR

THREE BEDROOM + DEN

INTERIOR 1945 SF

EXTERIOR 429 SF

TOTAL 2374 SF

## 15' TOWNHOUSE TYPE 1

LAKE SHORE RD. 

TRAIL SIDE

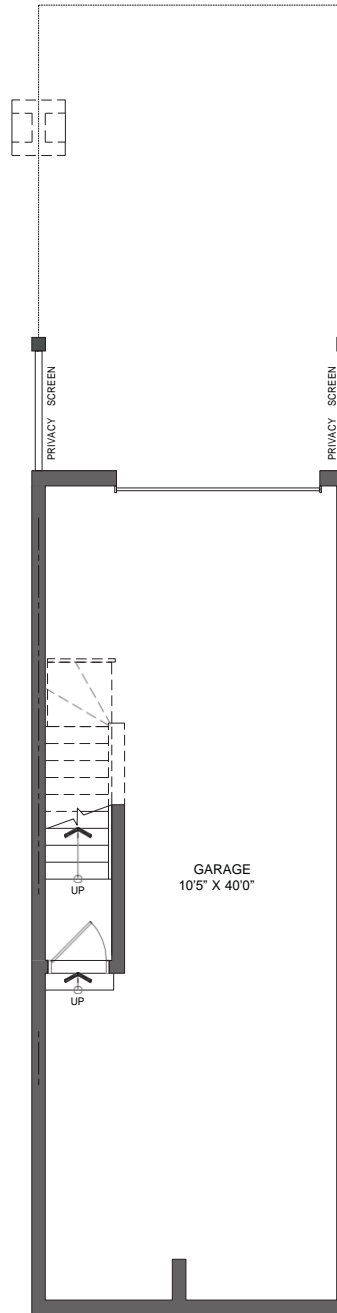
STREET SIDE



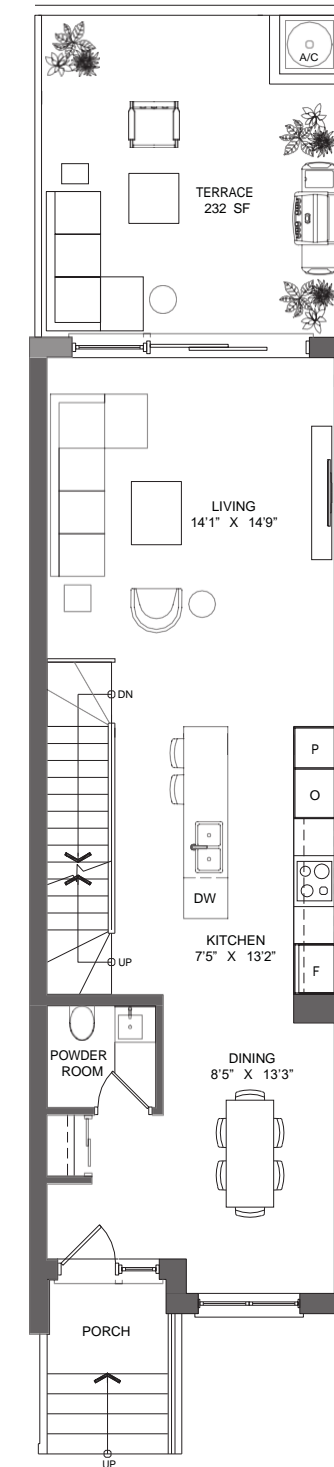
MEWS

- TRAIL COLLECTION
- TERRACE COLLECTION
- MEWS COLLECTION

KILMER GROUP   



GARAGE LEVEL



GROUND FLOOR

THIS PLAN IS NOT TO SCALE AND IS SUBJECT TO ARCHITECTURAL REVIEW AND REVISIONS. ALL SPECIFICATIONS, MATERIALS, FLOORPLANS, STATED AREAS, DIMENSIONS AND DETAILS ARE APPROXIMATE ONLY AND ARE SUBJECT TO CHANGE WITHOUT NOTICE. ACTUAL USEABLE FLOOR SPACE MAY VARY FROM ANY STATED FLOOR AREA. WINDOW AND MULLION SIZES, TYPE AND LOCATIONS MAY VARY. BALCONY AND/OR TERRACE LOCATION, ENTRY, SIZE AND AREAS ARE APPROXIMATE ONLY AND ARE SUBJECT TO CHANGE WITHOUT NOTICE. ACCESS TO BALCONY AND/OR TERRACE DOOR TYPE MAY VARY. A STAIRS UP TO THE BALCONY AND/OR TERRACE MAY BE REQUIRED AT VENDOR'S DISCRETION. SIZE OF BATHROOM VANITY CAN VARY. POSITIONING OF BATHROOM VANITY AT VENDOR'S DISCRETION. BULKHEADS ARE NOT SHOWN ON THIS PLAN AND MAY BE LOCATED IN ANY AREAS OF THE UNIT AS REQUIRED BY THE VENDOR. FLOOR PLAN MAY BE MIRROR IMAGE OF WHAT IS SHOWN. ALL ILLUSTRATIONS ARE ARTIST CONCEPT ONLY. FURNITURE AND/OR KITCHEN ISLAND SHOWN ON MARKETING PLANS ARE DISPLAYED FOR ILLUSTRATION PURPOSES ONLY AND ARE NOT INCLUDED IN THE PURCHASE PRICE. E. & O.E. APRIL 2021.

# BRIGHTWATER TOWNS

SECOND FLOOR OPTIONS

THREE BEDROOM + DEN

INTERIOR 1945 SF

EXTERIOR 429 SF

TOTAL 2374 SF

## 15' TOWNHOUSE TYPE 1




LAKE SHORE RD. 



TRAIL SIDE

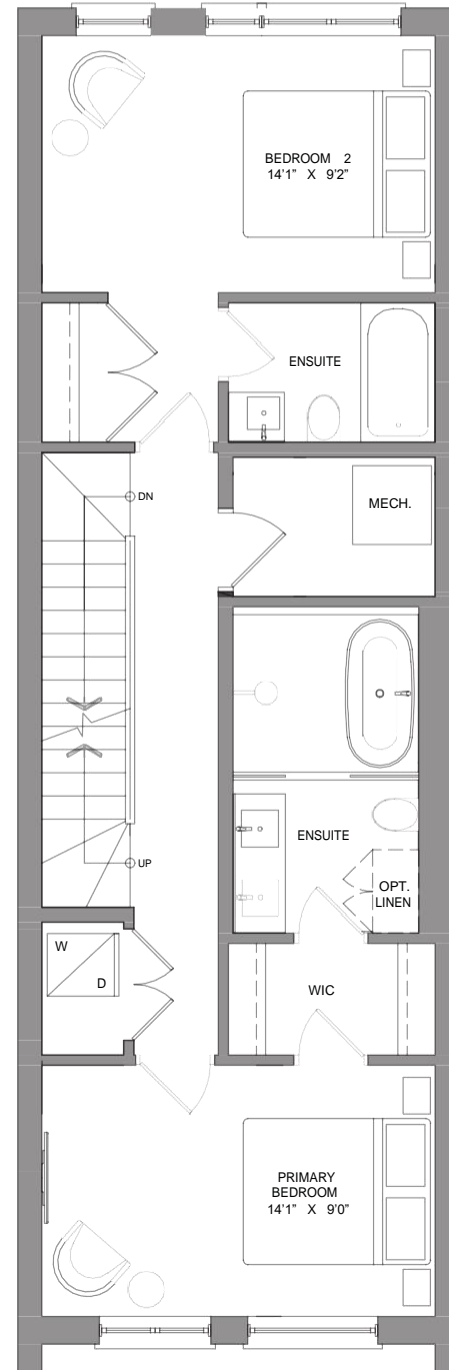
STREET SIDE

MEWS

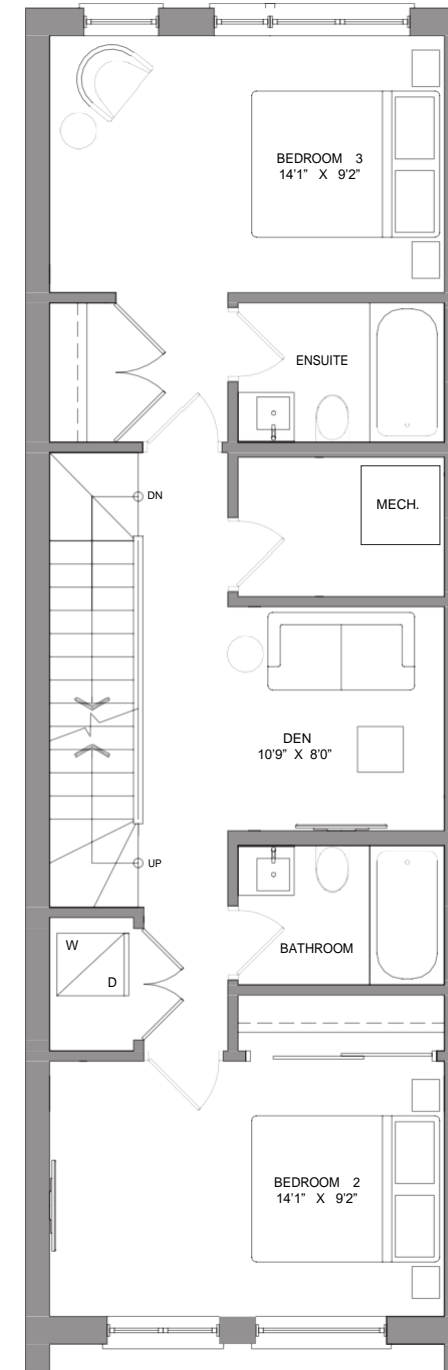
-  TRAIL COLLECTION
-  TERRACE COLLECTION
-  MEWS COLLECTION

KILMER GROUP   

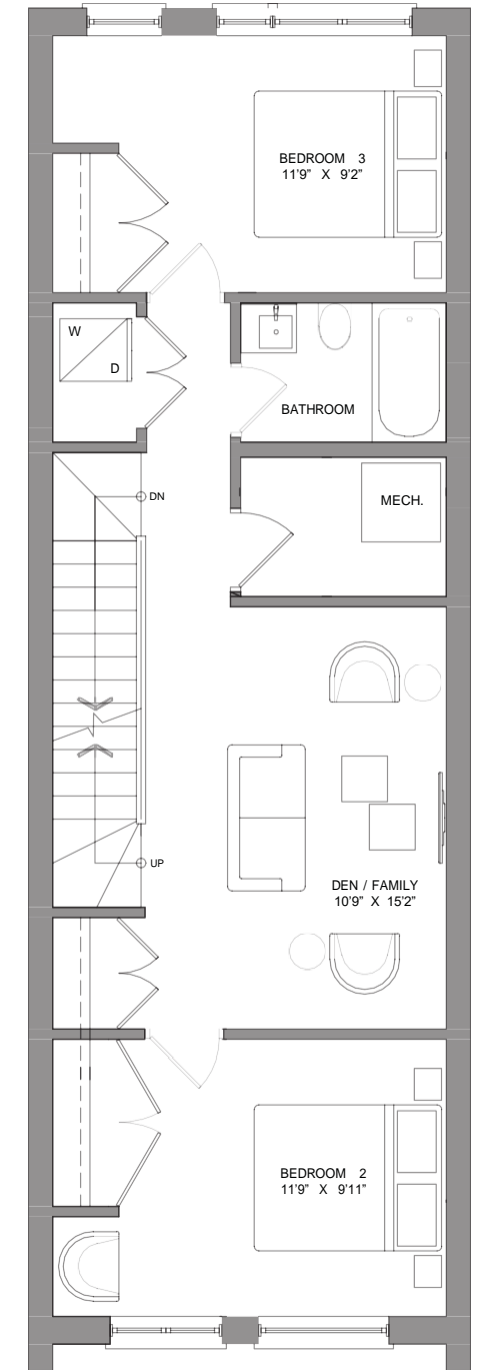
THIS PLAN IS NOT TO SCALE AND IS SUBJECT TO ARCHITECTURAL REVIEW AND REVISIONS. ALL SPECIFICATIONS, MATERIALS, FLOORPLANS, STATED AREAS, DIMENSIONS AND DETAILS ARE APPROXIMATE ONLY AND ARE SUBJECT TO CHANGE WITHOUT NOTICE. ACTUAL USEABLE FLOOR SPACE MAY VARY FROM ANY STATED FLOOR AREA. WINDOW AND MULLION SIZES, TYPE AND LOCATIONS MAY VARY. BALCONY AND/OR TERRACE LOCATION, ENTRY, SIZE AND AREAS ARE APPROXIMATE ONLY AND ARE SUBJECT TO CHANGE WITHOUT NOTICE. ACCESS TO BALCONY AND/OR TERRACE DOOR TYPE MAY VARY. A STAIRS UP TO THE BALCONY AND/OR TERRACE MAY BE REQUIRED AT VENDOR'S DISCRETION. SIZE OF BATHROOM VANITY CAN VARY. POSITIONING OF BATHROOM VANITY AT VENDOR'S DISCRETION. BULKHEADS ARE NOT SHOWN ON THIS PLAN AND MAY BE LOCATED IN ANY AREAS OF THE UNIT AS REQUIRED BY THE VENDOR. FLOOR PLAN MAY BE MIRROR IMAGE OF WHAT IS SHOWN. ALL ILLUSTRATIONS ARE ARTIST CONCEPT ONLY. FURNITURE AND/OR KITCHEN ISLAND SHOWN ON MARKETING PLANS ARE DISPLAYED FOR ILLUSTRATION PURPOSES ONLY AND ARE NOT INCLUDED IN THE PURCHASE PRICE. E. & O.E. APRIL 2021.



SECOND FLOOR - OPT A  
2 BDRM



SECOND FLOOR - OPT B  
2 BDRM WITH DEN



SECOND FLOOR - OPT C  
2 BDRM WITH DEN/FAMILY

# BRIGHTWATER TOWNS

THIRD FLOOR OPTIONS

THREE BEDROOM + DEN

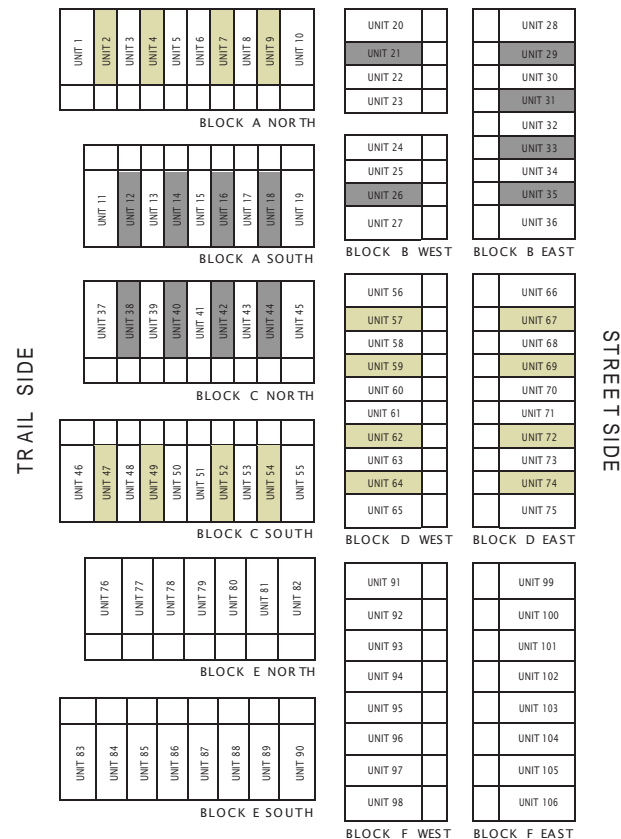
INTERIOR 1945 SF

EXTERIOR 429 SF




TOTAL 2374 SF

## 15' TOWNHOUSE TYPE 1

LAKE SHORE RD. 

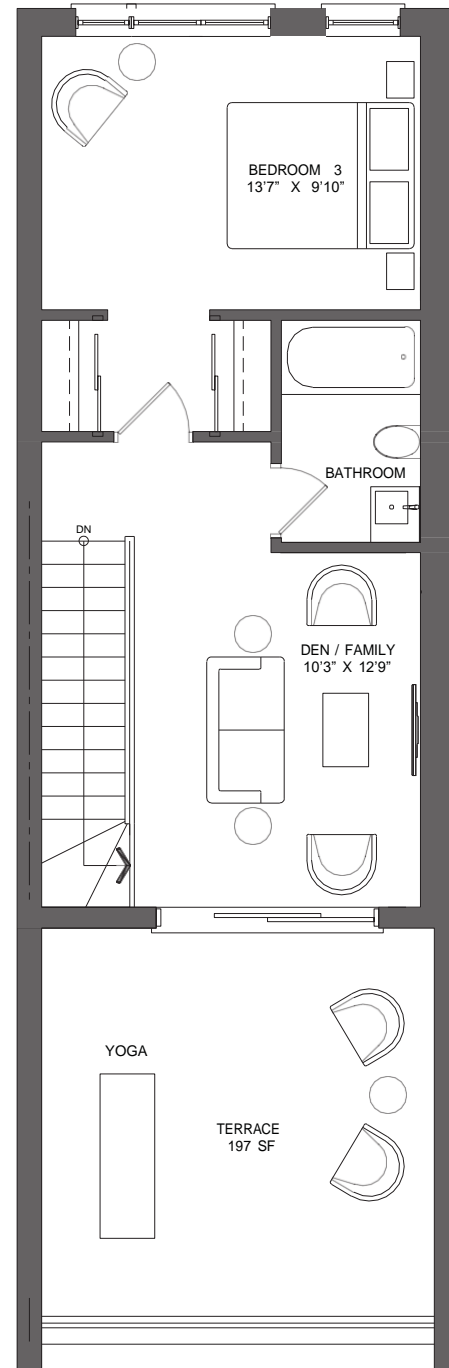


MEWS

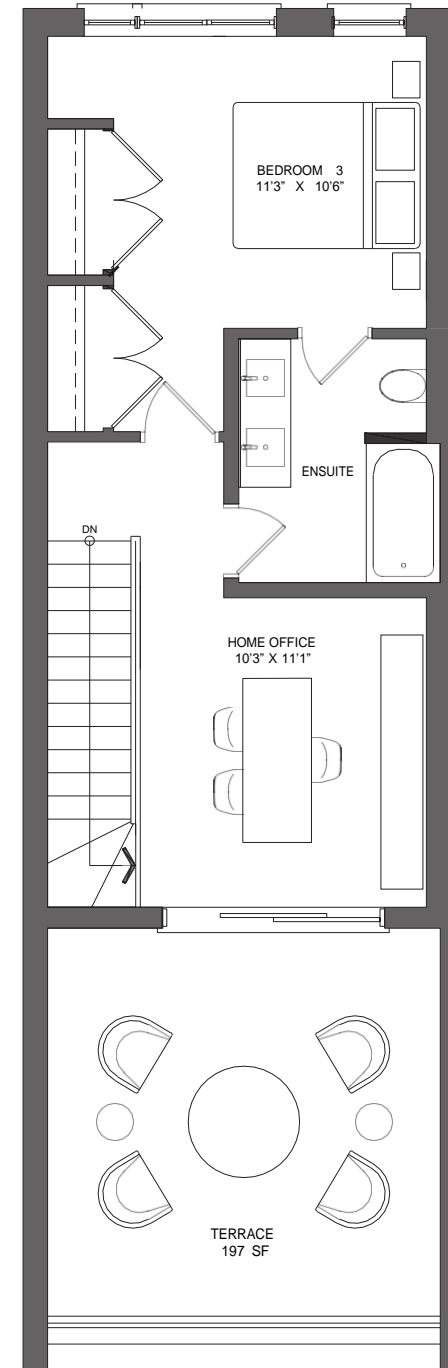
-  TRAIL COLLECTION
-  TERRACE COLLECTION
-  MEWS COLLECTION

KILMER GROUP   

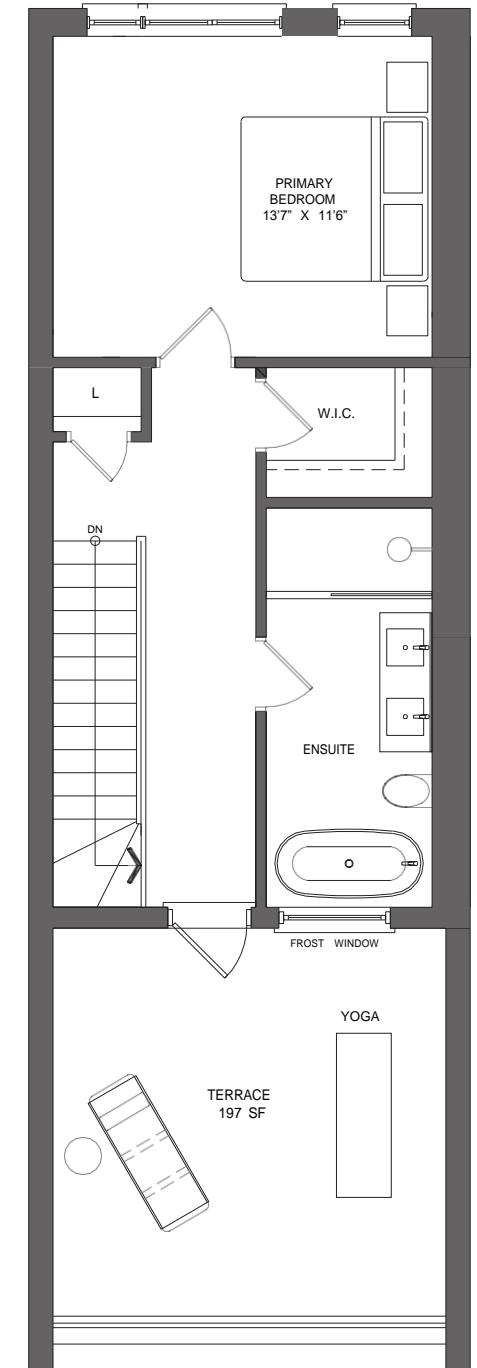
THIS PLAN IS NOT TO SCALE AND IS SUBJECT TO ARCHITECTURAL REVIEW AND REVISIONS. ALL SPECIFICATIONS, MATERIALS, FLOORPLANS, STATED AREAS, DIMENSIONS AND DETAILS ARE APPROXIMATE ONLY AND ARE SUBJECT TO CHANGE WITHOUT NOTICE. ACTUAL USEABLE FLOOR SPACE MAY VARY FROM ANY STATED FLOOR AREA. WINDOW AND MULLION SIZES, TYPE AND LOCATIONS MAY VARY. BALCONY AND/OR TERRACE LOCATION, ENTRY, SIZE AND AREAS ARE APPROXIMATE ONLY AND ARE SUBJECT TO CHANGE WITHOUT NOTICE. ACCESS TO BALCONY AND/OR TERRACE DOOR TYPE MAY VARY. A STAIRS UP TO THE BALCONY AND/OR TERRACE MAY BE REQUIRED AT VENDOR'S DISCRETION. SIZE OF BATHROOM VANITY CAN VARY. POSITIONING OF BATHROOM VANITY AT VENDOR'S DISCRETION. BULKHEADS ARE NOT SHOWN ON THIS PLAN AND MAY BE LOCATED IN ANY AREAS OF THE UNIT AS REQUIRED BY THE VENDOR. FLOOR PLAN MAY BE MIRROR IMAGE OF WHAT IS SHOWN. ALL ILLUSTRATIONS ARE ARTIST CONCEPT ONLY. FURNITURE AND/OR KITCHEN ISLAND SHOWN ON MARKETING PLANS ARE DISPLAYED FOR ILLUSTRATION PURPOSES ONLY AND ARE NOT INCLUDED IN THE PURCHASE PRICE. E. & O.E. APRIL 2021.



THIRD FLOOR - OPT A  
3 BDRM WITH DEN/FAMILY



THIRD FLOOR - OPT B  
3 BDRM WITH OFFICE



THIRD FLOOR - OPT C  
PRIMARY BDRM RETREAT

**CLICK HERE  
TO COMPLETE  
YOUR ONLINE  
WORKSHEET  
NOW**

**BRIGHTWATER  
TOWNS**

**15' TOWNHOUSE  
TYPE 2**

---

**THREE BEDROOM + DEN**

INTERIOR 1945 SF

EXTERIOR 431 SF

TOTAL 2376 SF

# BRIGHTWATER TOWNS

GROUND FLOOR

THREE BEDROOM + DEN

INTERIOR 1945 SF

EXTERIOR 431 SF

TOTAL 2376 SF

## 15' TOWNHOUSE TYPE 2

LAKE SHORE RD. 



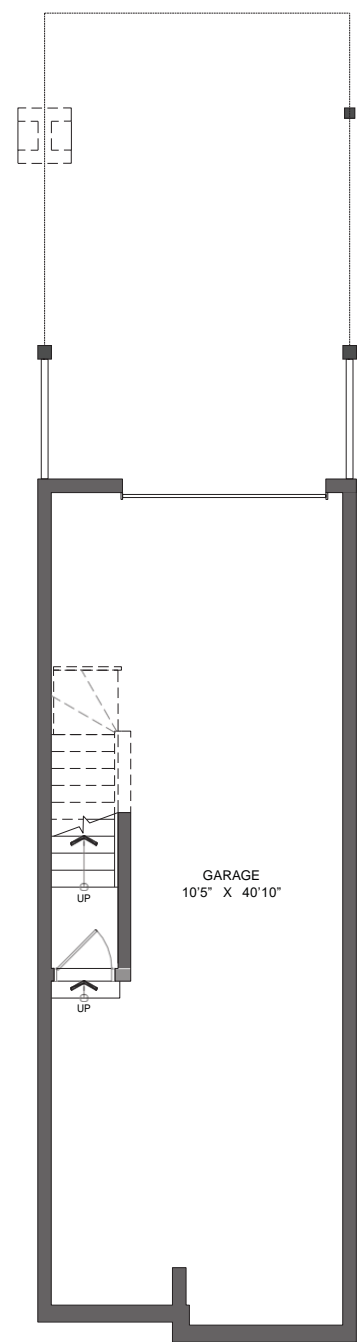
STREET SIDE

TRAIL SIDE

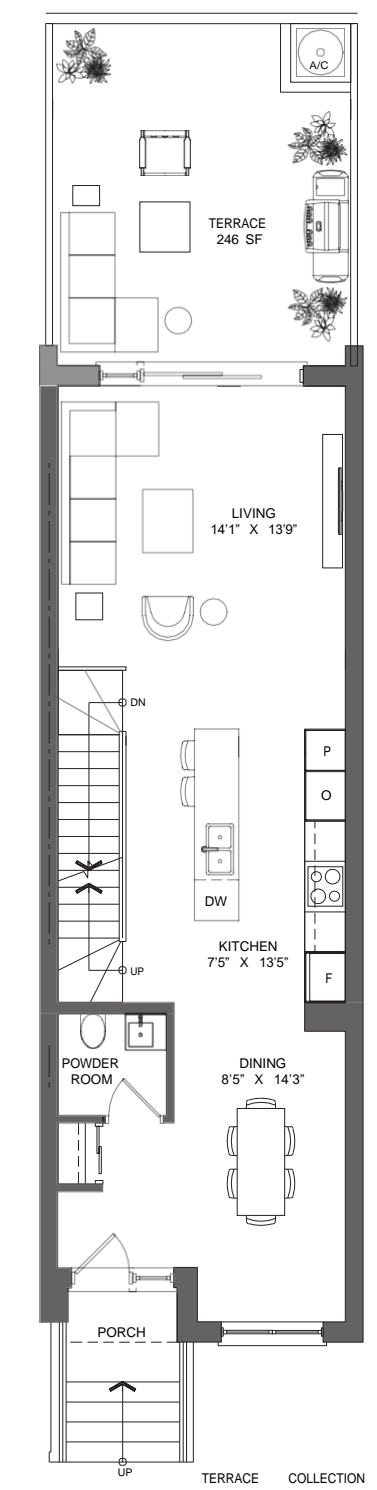
MEWS

- TRAIL COLLECTION
- TERRACE COLLECTION
- MEWS COLLECTION

KILMER GROUP   



GARAGE LEVEL



GROUND FLOOR

THIS PLAN IS NOT TO SCALE AND IS SUBJECT TO ARCHITECTURAL REVIEW AND REVISIONS. ALL SPECIFICATIONS, MATERIALS, FLOORPLANS, STATED AREAS, DIMENSIONS AND DETAILS ARE APPROXIMATE ONLY AND ARE SUBJECT TO CHANGE WITHOUT NOTICE. ACTUAL USEABLE FLOOR SPACE MAY VARY FROM ANY STATED FLOOR AREA. WINDOW AND MULLION SIZES, TYPE AND LOCATIONS MAY VARY. BALCONY AND/OR TERRACE LOCATION, ENTRY, SIZE AND AREAS ARE APPROXIMATE ONLY AND ARE SUBJECT TO CHANGE WITHOUT NOTICE. ACCESS TO BALCONY AND/OR TERRACE DOOR TYPE MAY VARY. A STAIRS UP TO THE BALCONY AND/OR TERRACE MAY BE REQUIRED AT VENDOR'S DISCRETION. SIZE OF BATHROOM VANITY CAN VARY. POSITIONING OF BATHROOM VANITY AT VENDOR'S DISCRETION. BULKHEADS ARE NOT SHOWN ON THIS PLAN AND MAY BE LOCATED IN ANY AREAS OF THE UNIT AS REQUIRED BY THE VENDOR. FLOOR PLAN MAY BE MIRROR IMAGE OF WHAT IS SHOWN. ALL ILLUSTRATIONS ARE ARTIST CONCEPT ONLY. FURNITURE AND/OR KITCHEN ISLAND SHOWN ON MARKETING PLANS ARE DISPLAYED FOR ILLUSTRATION PURPOSES ONLY AND ARE NOT INCLUDED IN THE PURCHASE PRICE. E. & O.E. APRIL 2021.

# BRIGHTWATER TOWNS

SECOND FLOOR OPTIONS

THREE BEDROOM + DEN

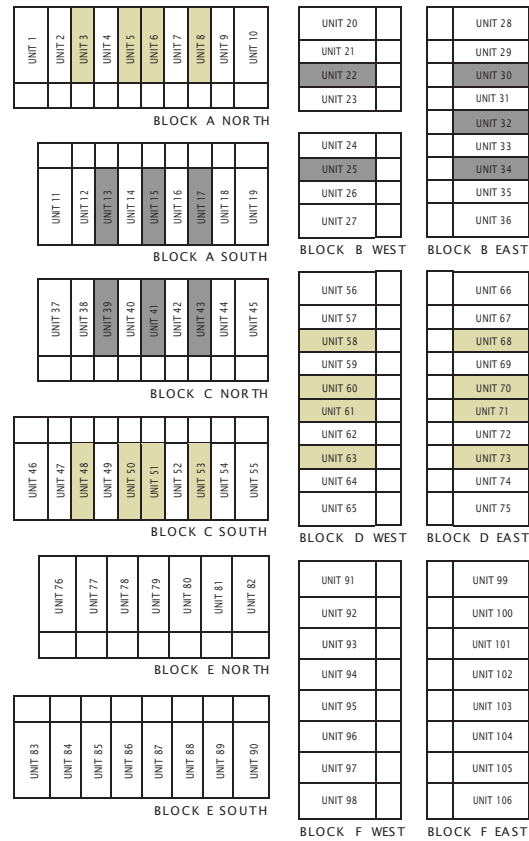
INTERIOR 1945 SF

EXTERIOR 431 SF

TOTAL 2376 SF

## 15' TOWNHOUSE TYPE 2


LAKE SHORE RD. 



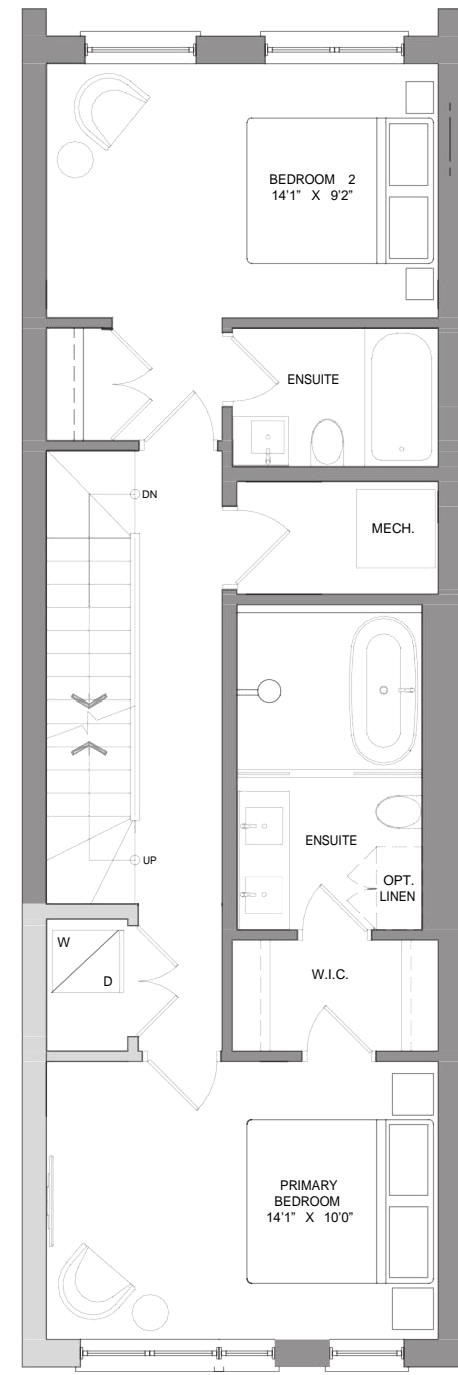
STREET SIDE

TRAIL SIDE

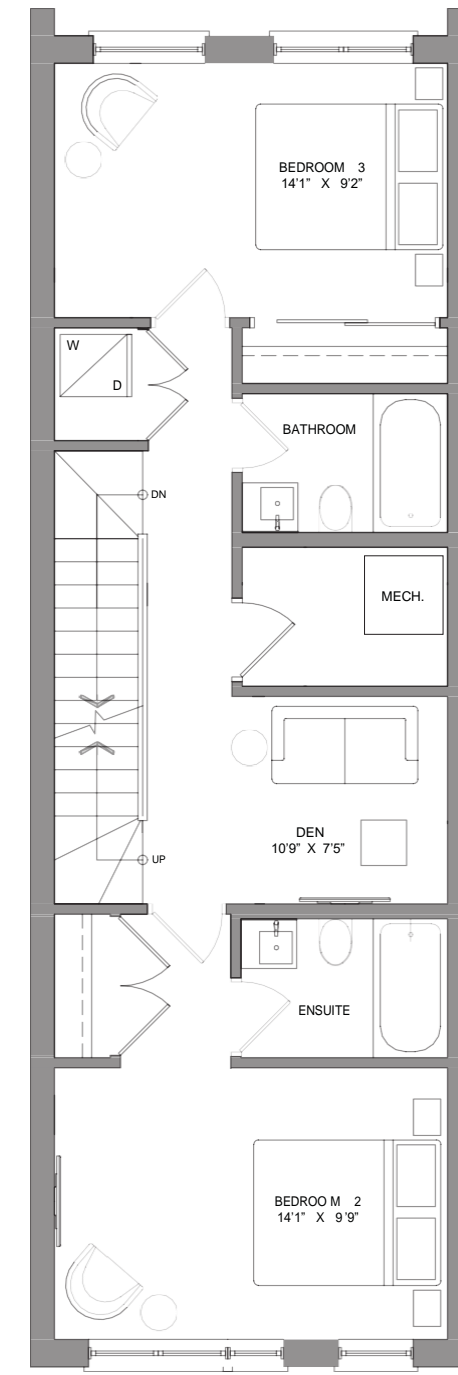
MEWS

-  TRAIL COLLECTION
-  TERRACE COLLECTION
-  MEWS COLLECTION

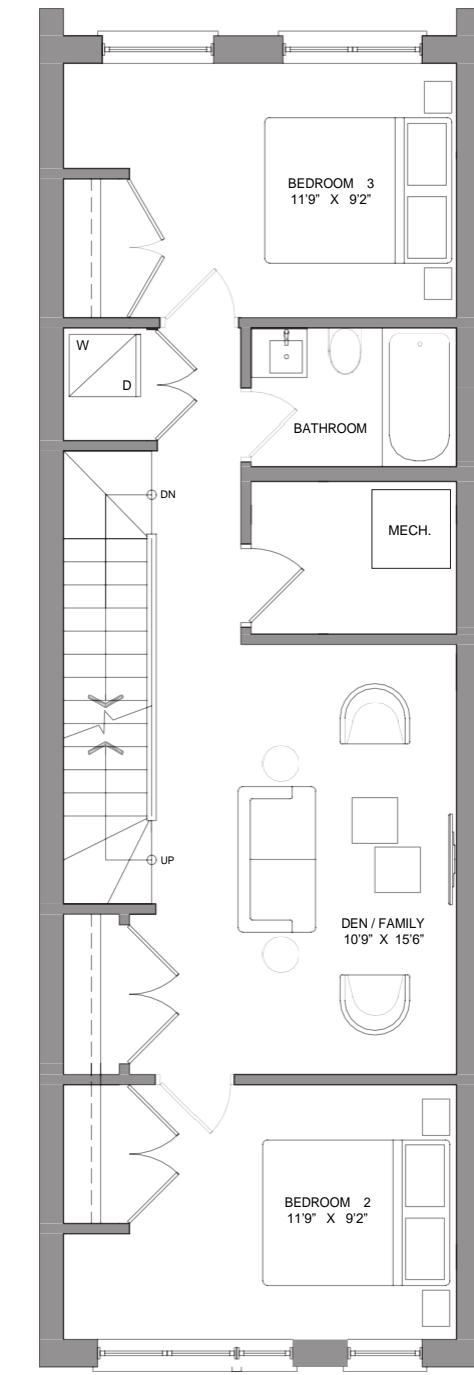
KILMER GROUP   



SECOND FLOOR - OPT A  
2 BDRM



SECOND FLOOR - OPT B  
2 BDRM WITH DEN



SECOND FLOOR - OPT C  
2 BDRM WITH DEN/FAMILY

THIS PLAN IS NOT TO SCALE AND IS SUBJECT TO ARCHITECTURAL REVIEW AND REVISIONS. ALL SPECIFICATIONS, MATERIALS, FLOORPLANS, STATED AREAS, DIMENSIONS AND DETAILS ARE APPROXIMATE ONLY AND ARE SUBJECT TO CHANGE WITHOUT NOTICE. ACTUAL USEABLE FLOOR SPACE MAY VARY FROM ANY STATED FLOOR AREA. WINDOW AND MULLION SIZES, TYPE AND LOCATIONS MAY VARY. BALCONY AND/OR TERRACE LOCATION, ENTRY, SIZE AND AREAS ARE APPROXIMATE ONLY AND ARE SUBJECT TO CHANGE WITHOUT NOTICE. ACCESS TO BALCONY AND/OR TERRACE DOOR TYPE MAY VARY. A STAIRS UP TO THE BALCONY AND/OR TERRACE MAY BE REQUIRED AT VENDOR'S DISCRETION. SIZE OF BATHROOM VANITY CAN VARY. POSITIONING OF BATHROOM VANITY AT VENDOR'S DISCRETION. BULKHEADS ARE NOT SHOWN ON THIS PLAN AND MAY BE LOCATED IN ANY AREAS OF THE UNIT AS REQUIRED BY THE VENDOR. FLOOR PLAN MAY BE MIRROR IMAGE OF WHAT IS SHOWN. ALL ILLUSTRATIONS ARE ARTIST CONCEPT ONLY. FURNITURE AND/OR KITCHEN ISLAND SHOWN ON MARKETING PLANS ARE DISPLAYED FOR ILLUSTRATION PURPOSES ONLY AND ARE NOT INCLUDED IN THE PURCHASE PRICE. E. & O.E. APRIL 2021.

# BRIGHTWATER TOWNS

THIRD FLOOR OPTIONS

THREE BEDROOM + DEN

INTERIOR 1945 SF

EXTERIOR 431 SF

TOTAL 2376 SF

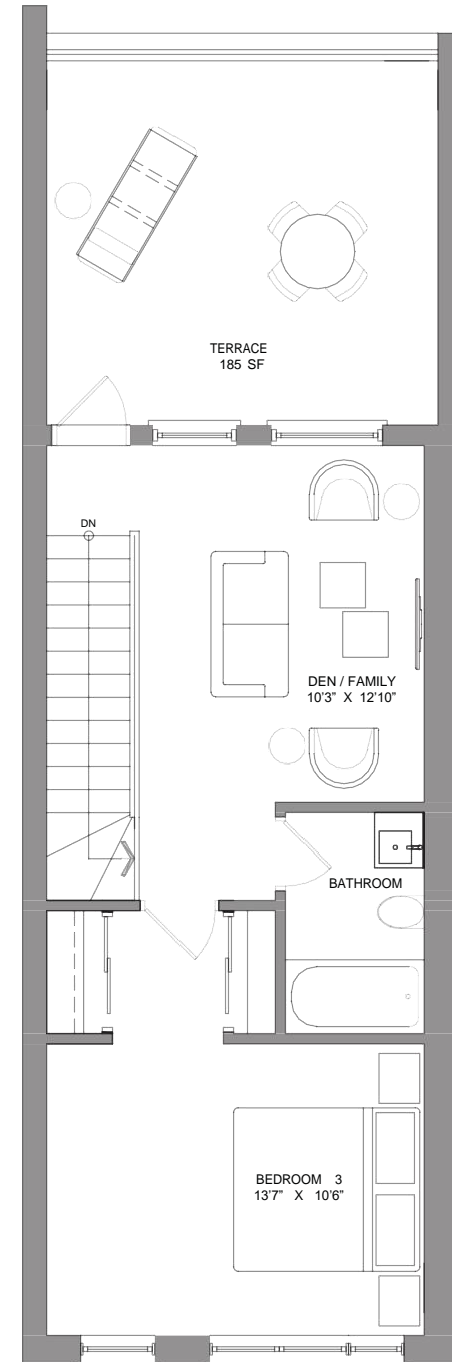
## 15' TOWNHOUSE TYPE 2

LAKE SHORE RD. 

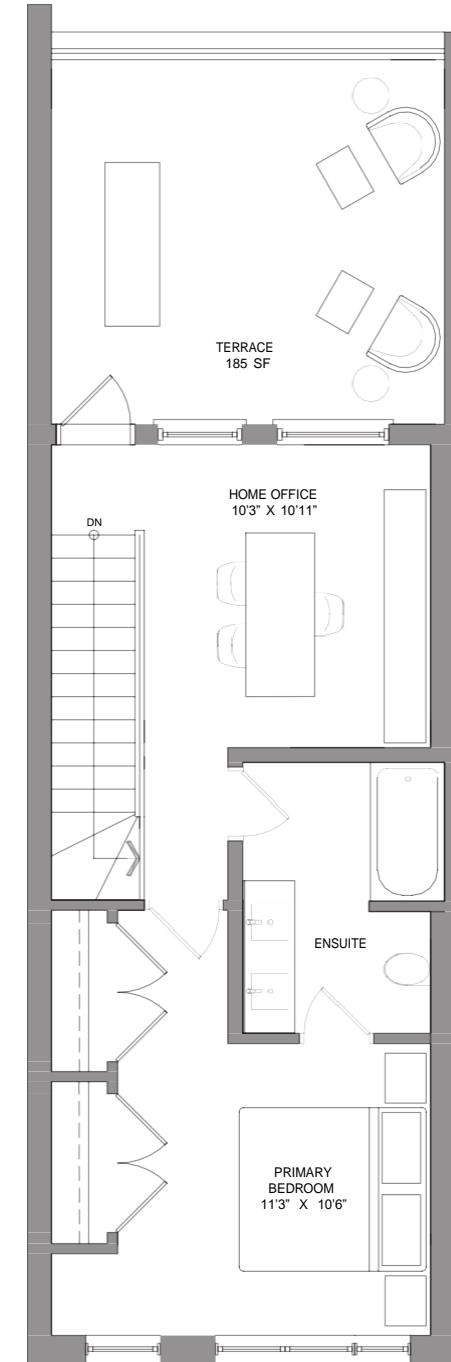


TRAIL SIDE

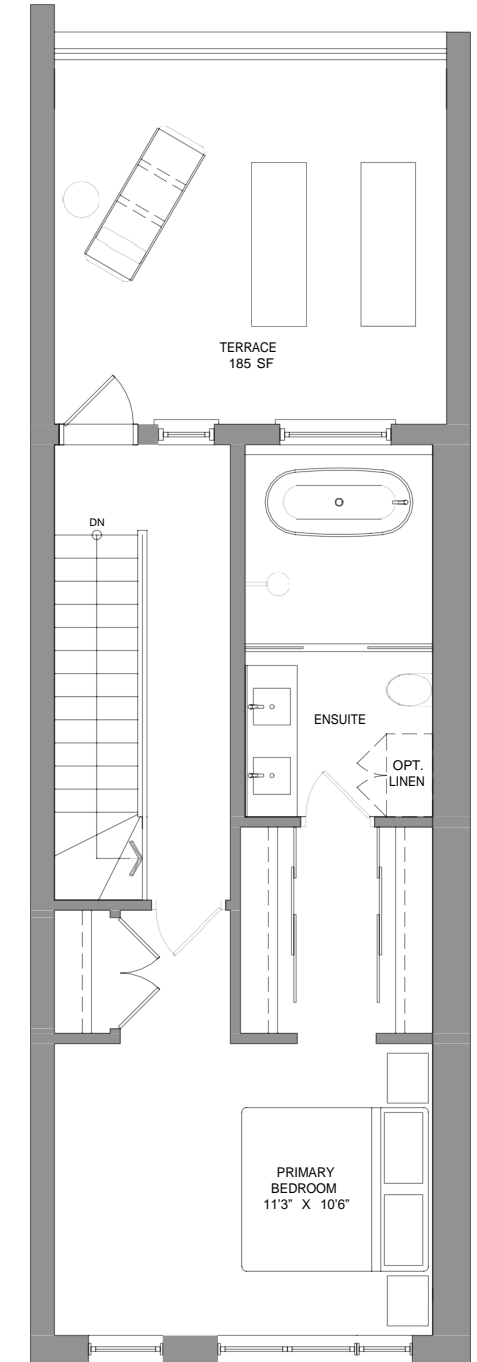
STREET SIDE






THIRD FLOOR - OPT A  
3 BDRM WITH DEN



THIRD FLOOR - OPT B  
PRIMARY BDRM WITH OFFICE



THIRD FLOOR - OPT C  
PRIMARY RETREAT

-  TRAIL COLLECTION
-  TERRACE COLLECTION
-  MEWS COLLECTION

KILMER GROUP   

THIS PLAN IS NOT TO SCALE AND IS SUBJECT TO ARCHITECTURAL REVIEW AND REVISIONS. ALL SPECIFICATIONS, MATERIALS, FLOORPLANS, STATED AREAS, DIMENSIONS AND DETAILS ARE APPROXIMATE ONLY AND ARE SUBJECT TO CHANGE WITHOUT NOTICE. ACTUAL USEABLE FLOOR SPACE MAY VARY FROM ANY STATED FLOOR AREA. WINDOW AND MULLION SIZES, TYPE AND LOCATIONS MAY VARY. BALCONY AND/OR TERRACE LOCATION, ENTRY, SIZE AND AREAS ARE APPROXIMATE ONLY AND ARE SUBJECT TO CHANGE WITHOUT NOTICE. ACCESS TO BALCONY AND/OR TERRACE DOOR TYPE MAY VARY. A STAIRS UP TO THE BALCONY AND/OR TERRACE MAY BE REQUIRED AT VENDOR'S DISCRETION. SIZE OF BATHROOM VANITY CAN VARY. POSITIONING OF BATHROOM VANITY AT VENDOR'S DISCRETION. BULKHEADS ARE NOT SHOWN ON THIS PLAN AND MAY BE LOCATED IN ANY AREA OF THE UNIT AS REQUIRED BY THE VENDOR. FLOOR PLAN MAY BE MIRROR IMAGE OF WHAT IS SHOWN. ALL ILLUSTRATIONS ARE ARTIST CONCEPT ONLY. FURNITURE AND/OR KITCHEN ISLAND SHOWN ON MARKETING PLANS ARE DISPLAYED FOR ILLUSTRATION PURPOSES ONLY AND ARE NOT INCLUDED IN THE PURCHASE PRICE. E. & O.E. APRIL 2021.



**CLICK HERE TO  
COMPLETE  
YOUR ONLINE  
WORKSHEET  
NOW**

**BRIGHTWATER  
TOWNS**

**19.5' TOWNHOUSE**

---

**THREE/FOUR BEDROOM + DEN**

INTERIOR 2360 SF

EXTERIOR 645 SF

TOTAL 3005 SF

# BRIGHTWATER TOWNS

GROUND FLOOR

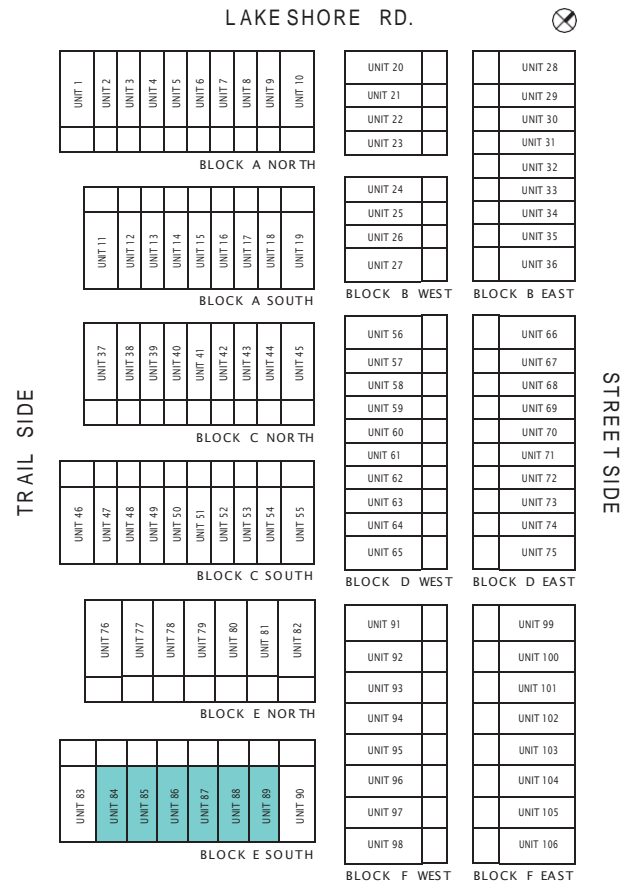
THREE/FOUR BEDROOM + DEN

INTERIOR 2360 SF

EXTERIOR 645 SF

TOTAL 3005 SF

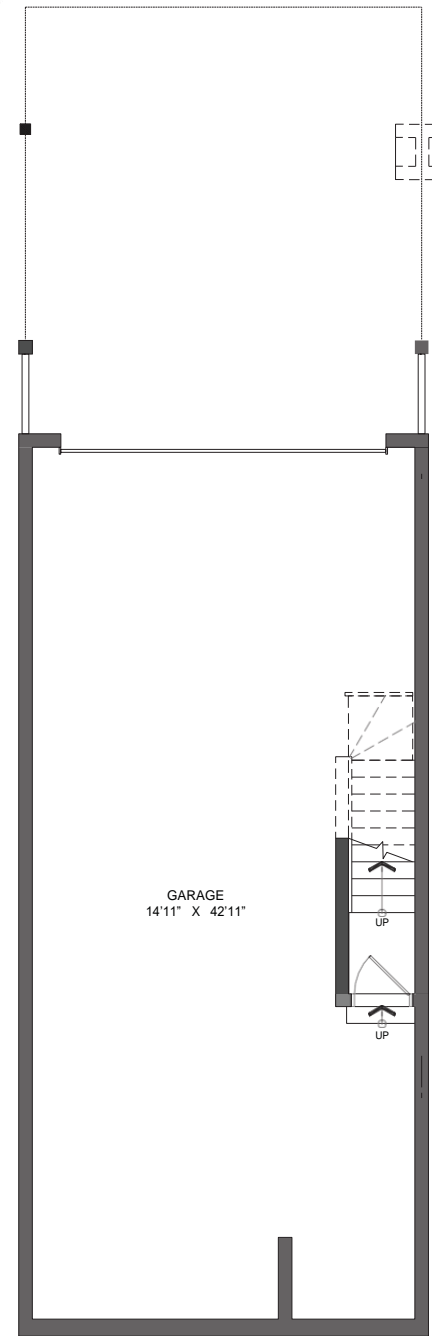
## 19.5' TOWNHOUSE



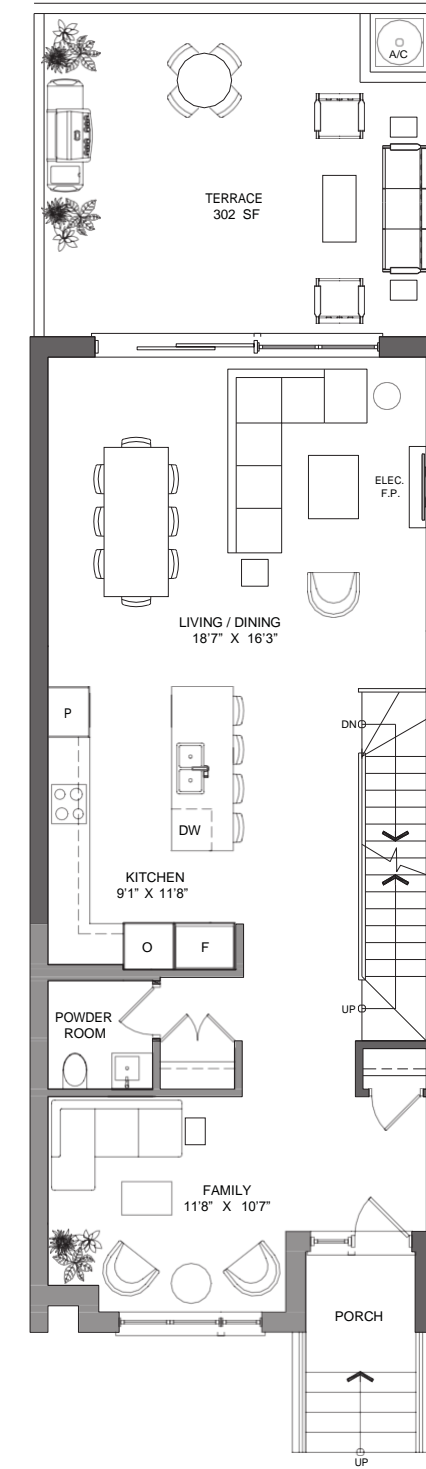
### MEWS

- TRAIL COLLECTION
- TERRACE COLLECTION
- MEWS COLLECTION

KILMER GROUP



GARAGE LEVEL

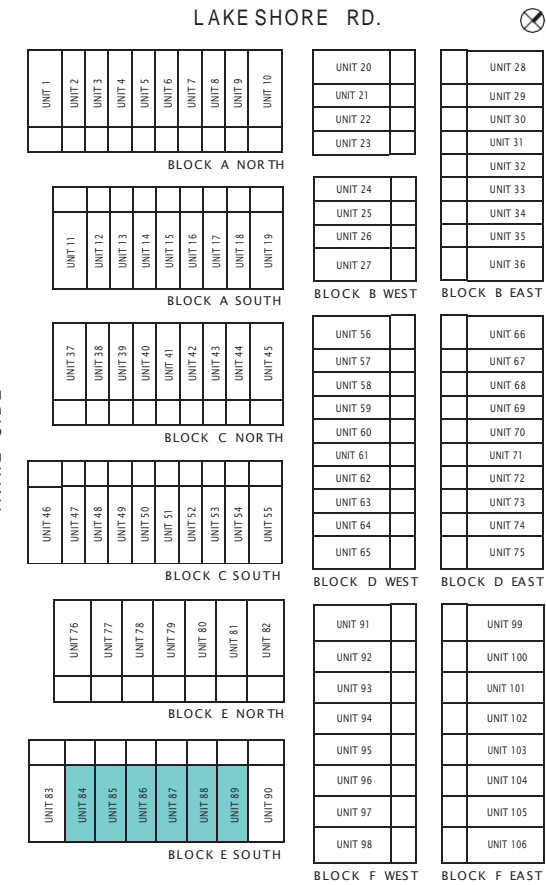


GROUND FLOOR

THIS PLAN IS NOT TO SCALE AND IS SUBJECT TO ARCHITECTURAL REVIEW AND REVISIONS. ALL SPECIFICATIONS, MATERIALS, FLOORPLANS, STATED AREAS, DIMENSIONS AND DETAILS ARE APPROXIMATE ONLY AND ARE SUBJECT TO CHANGE WITHOUT NOTICE. ACTUAL USEABLE FLOOR SPACE MAY VARY FROM ANY STATED FLOOR AREA. WINDOW AND MULLION SIZES, TYPE AND LOCATIONS MAY VARY. BALCONY AND/OR TERRACE LOCATION, ENTRY, SIZE AND AREAS ARE APPROXIMATE ONLY AND ARE SUBJECT TO CHANGE WITHOUT NOTICE. ACCESS TO BALCONY AND/OR TERRACE DOOR TYPE MAY VARY. A STAIRS UP TO THE BALCONY AND/OR TERRACE MAY BE REQUIRED AT VENDOR'S DISCRETION. SIZE OF BATHROOM VANITY CAN VARY. POSITIONING OF BATHROOM VANITY AT VENDOR'S DISCRETION. BULKHEADS ARE NOT SHOWN ON THIS PLAN AND MAY BE LOCATED IN ANY AREAS OF THE UNIT AS REQUIRED BY THE VENDOR. FLOOR PLAN MAY BE MIRROR IMAGE OF WHAT IS SHOWN. ALL ILLUSTRATIONS ARE ARTIST CONCEPT ONLY. FURNITURE AND/OR KITCHEN ISLAND SHOWN ON MARKETING PLANS ARE DISPLAYED FOR ILLUSTRATION PURPOSES ONLY AND ARE NOT INCLUDED IN THE PURCHASE PRICE. E. & O.E. APRIL 2021.

# BRIGHTWATER TOWNS

## 19.5' TOWNHOUSE



- TRAIL COLLECTION
- TERRACE COLLECTION
- MEWS COLLECTION

KILMER GROUP DiamondCorp dream FRAM + Slokker

THIS PLAN IS NOT TO SCALE AND IS SUBJECT TO ARCHITECTURAL REVIEW AND REVISIONS. ALL SPECIFICATIONS, MATERIALS, FLOORPLANS, STATED AREAS, DIMENSIONS AND DETAILS ARE APPROXIMATE ONLY AND ARE SUBJECT TO CHANGE WITHOUT NOTICE. ACTUAL USEABLE FLOOR SPACE MAY VARY FROM ANY STATED FLOOR AREA. WINDOW AND MULLION SIZES, TYPE AND LOCATIONS MAY VARY. BALCONY AND/OR TERRACE LOCATION, ENTRY, SIZE AND AREAS ARE APPROXIMATE ONLY AND ARE SUBJECT TO CHANGE WITHOUT NOTICE. ACCESS TO BALCONY AND/OR TERRACE DOOR TYPE MAY VARY. A STAIRS UP TO THE BALCONY AND/OR TERRACE MAY BE REQUIRED AT VENDOR'S DISCRETION. SIZE OF BATHROOM VANITY CAN VARY. POSITIONING OF BATHROOM VANITY AT VENDOR'S DISCRETION. BULKHEADS ARE NOT SHOWN ON THIS PLAN AND MAY BE LOCATED IN ANY AREA OF THE UNIT AS REQUIRED BY THE VENDOR. FLOOR PLAN MAY BE MIRROR IMAGE OF WHAT IS SHOWN. ALL ILLUSTRATIONS ARE ARTIST CONCEPT ONLY. FURNITURE AND/OR KITCHEN ISLAND SHOWN ON MARKETING PLANS ARE DISPLAYED FOR ILLUSTRATION PURPOSES ONLY AND ARE NOT INCLUDED IN THE PURCHASE PRICE. E. & O.E. APRIL 2021.

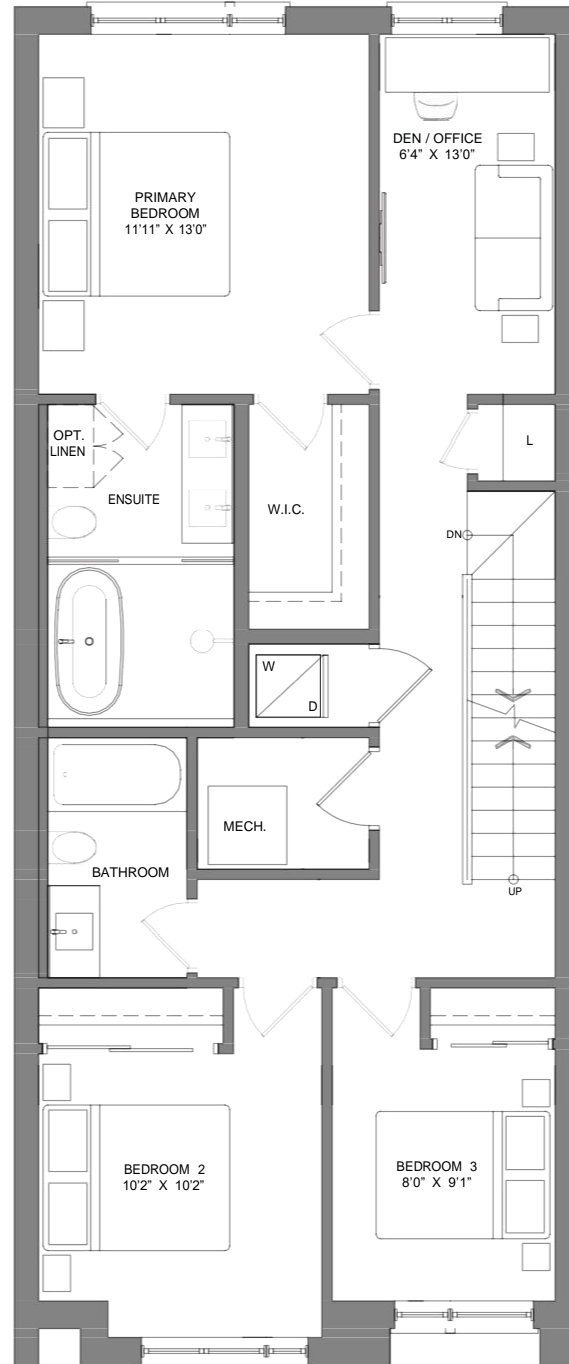
SECOND FLOOR OPTIONS

THREE/FOUR BEDROOM + DEN

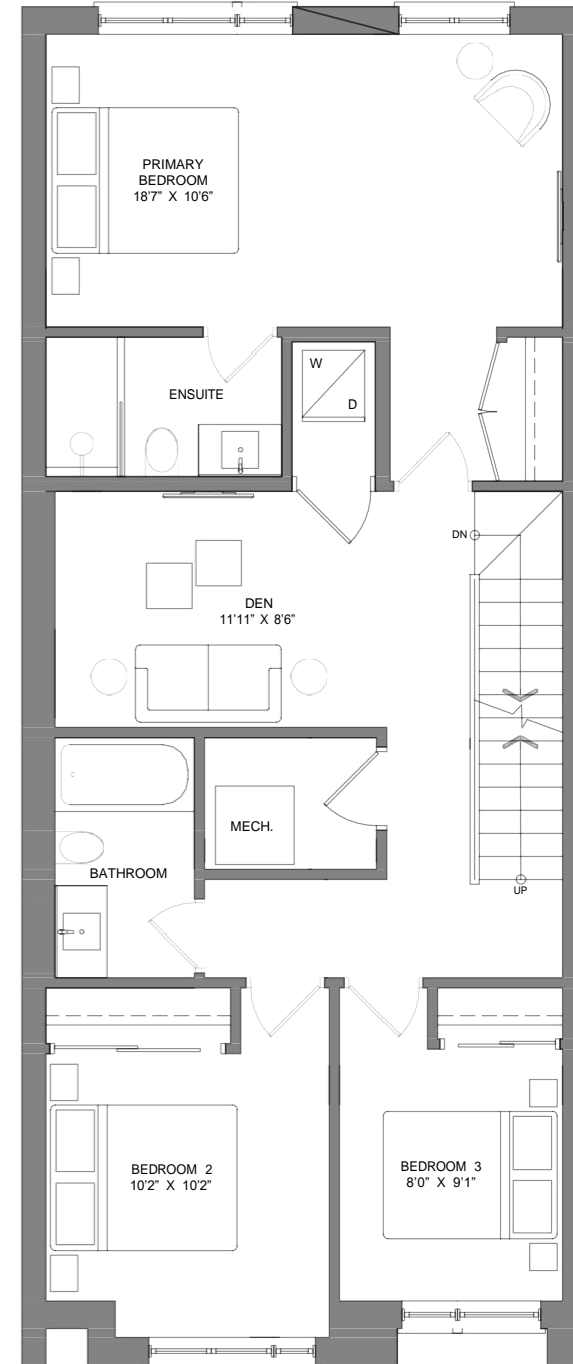
INTERIOR 2360 SF

EXTERIOR 645 SF

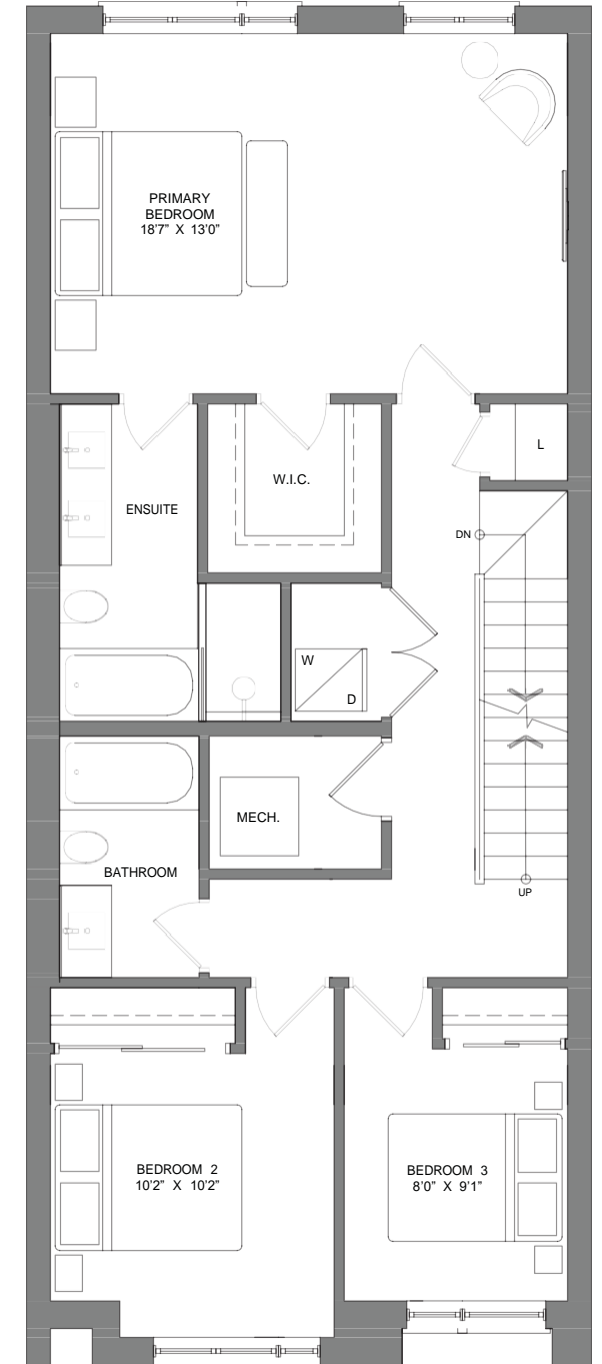
TOTAL 3005 SF



SECOND FLOOR - OPT A  
3 BDRM WITH DEN



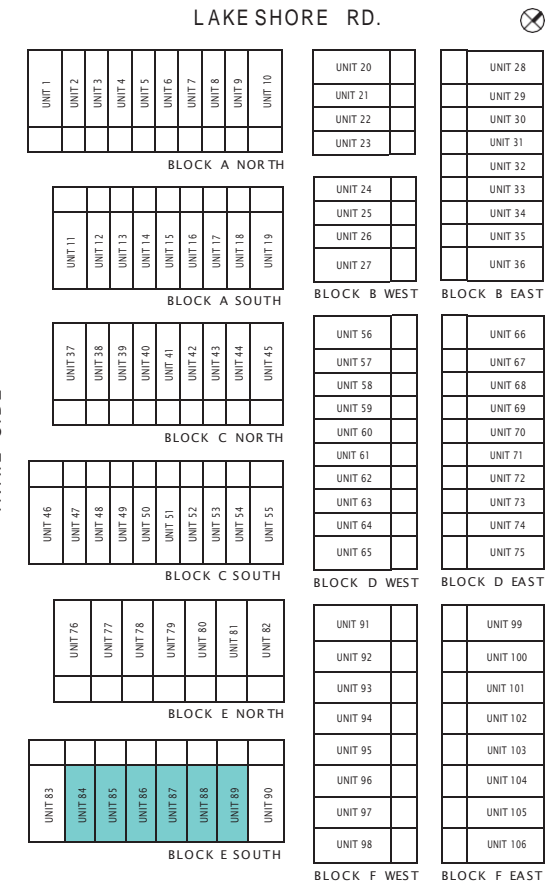
SECOND FLOOR - OPT B  
3 BDRM WITH DEN



SECOND FLOOR - OPT C  
3 BDRM

# BRIGHTWATER TOWNS

## 19.5' TOWNHOUSE



- MEWS
-  TRAIL COLLECTION
  -  TERRACE COLLECTION
  -  MEWS COLLECTION

KILMER GROUP   

THIS PLAN IS NOT TO SCALE AND IS SUBJECT TO ARCHITECTURAL REVIEW AND REVISIONS. ALL SPECIFICATIONS, MATERIALS, FLOORPLANS, STATED AREAS, DIMENSIONS AND DETAILS ARE APPROXIMATE ONLY AND ARE SUBJECT TO CHANGE WITHOUT NOTICE. ACTUAL USEABLE FLOOR SPACE MAY VARY FROM ANY STATED FLOOR AREA. WINDOW AND MULLION SIZES, TYPE AND LOCATIONS MAY VARY. BALCONY AND/OR TERRACE LOCATION, ENTRY, SIZE AND AREAS ARE APPROXIMATE ONLY AND ARE SUBJECT TO CHANGE WITHOUT NOTICE. ACCESS TO BALCONY AND/OR TERRACE DOOR TYPE MAY VARY. A STAIRS UP TO THE BALCONY AND/OR TERRACE MAY BE REQUIRED AT VENDOR'S DISCRETION. SIZE OF BATHROOM VANITY CAN VARY. POSITIONING OF BATHROOM VANITY AT VENDOR'S DISCRETION. BULKHEADS ARE NOT SHOWN ON THIS PLAN AND MAY BE LOCATED IN ANY AREAS OF THE UNIT AS REQUIRED BY THE VENDOR. FLOOR PLAN MAY BE MIRROR IMAGE OF WHAT IS SHOWN. ALL ILLUSTRATIONS ARE ARTIST CONCEPT ONLY. FURNITURE AND/OR KITCHEN ISLAND SHOWN ON MARKETING PLANS ARE DISPLAYED FOR ILLUSTRATION PURPOSES ONLY AND ARE NOT INCLUDED IN THE PURCHASE PRICE. E. & O.E. APRIL 2021.

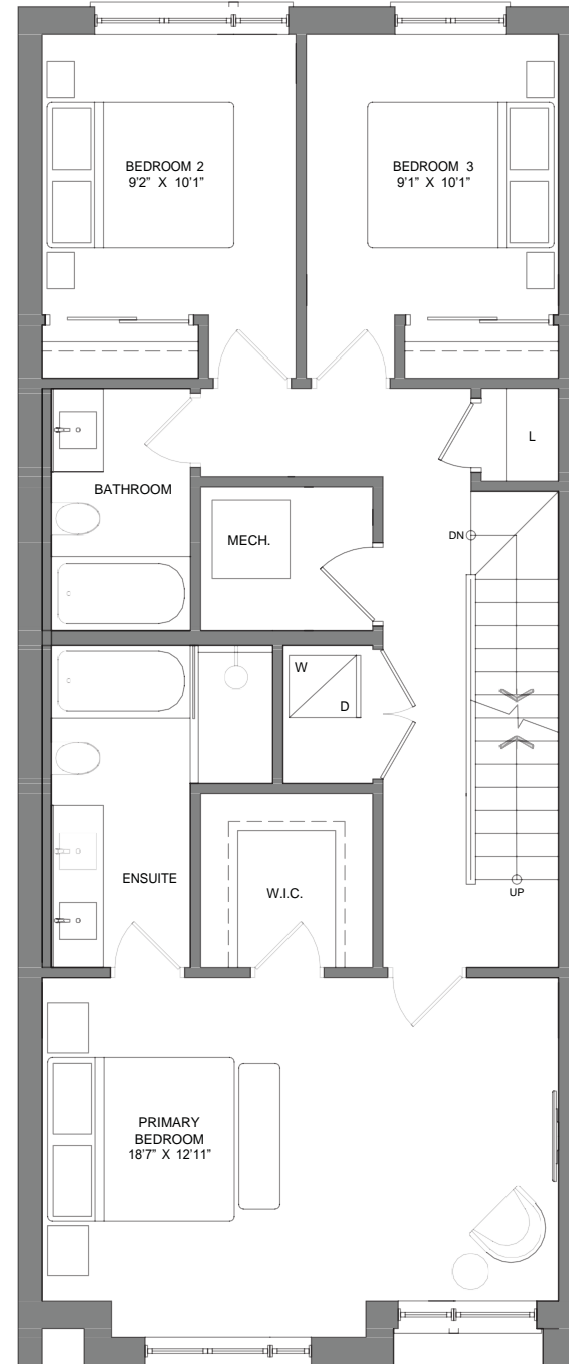
SECOND FLOOR OPTIONS

THREE/FOUR BEDROOM + DEN

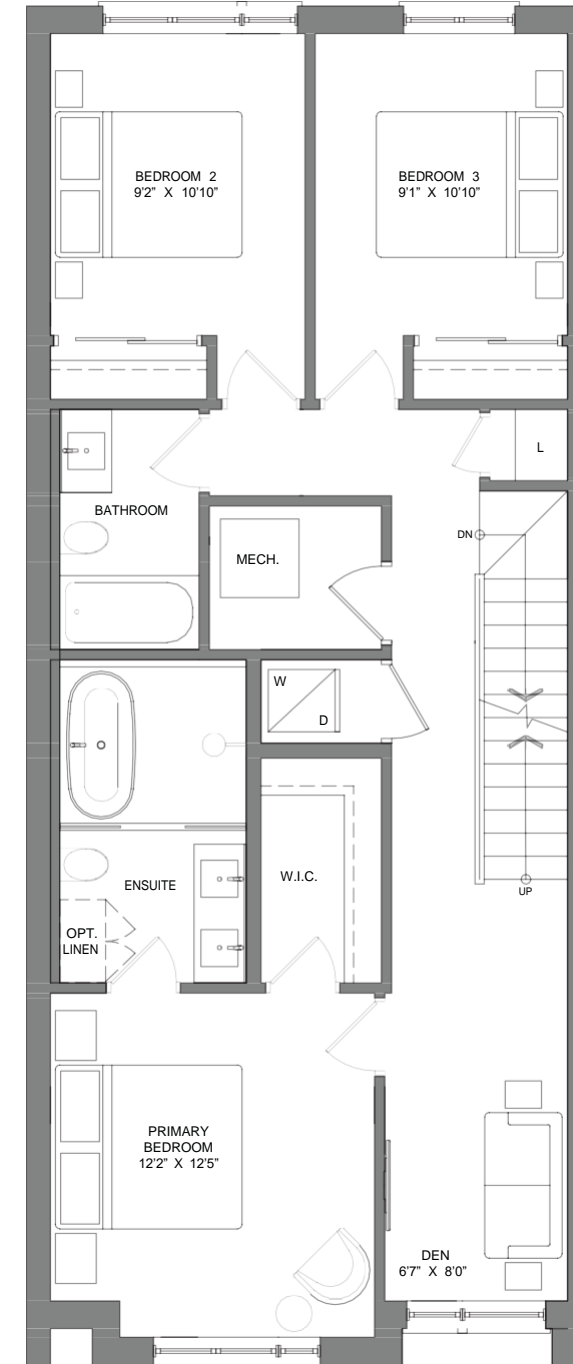
INTERIOR 2360 SF

EXTERIOR 645 SF

TOTAL 3005 SF



SECOND FLOOR - OPT D  
3 BDRM



SECOND FLOOR - OPT E  
3 BDRM WITH DEN

# BRIGHTWATER TOWNS

THIRD FLOOR OPTIONS

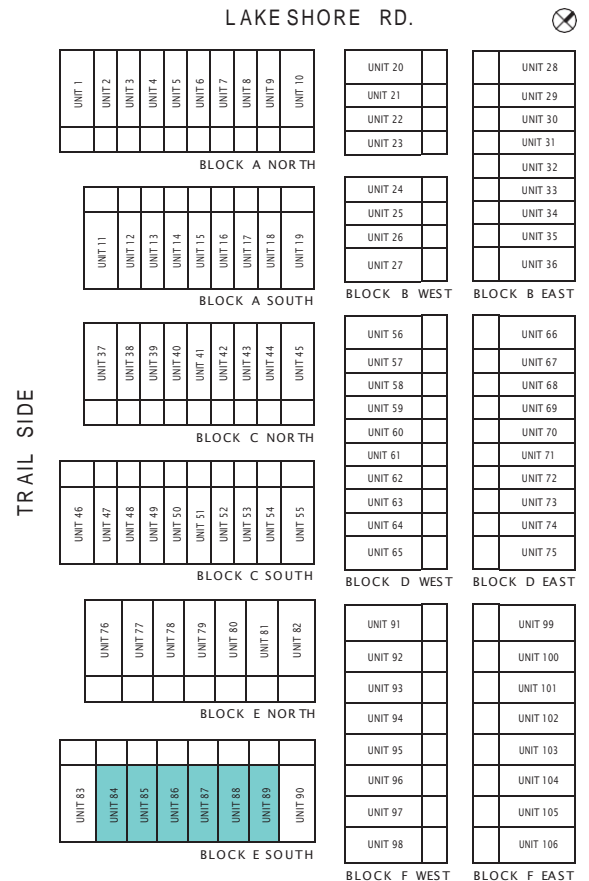
THREE/FOUR BEDROOM + DEN

INTERIOR 2360 SF

EXTERIOR 645 SF

TOTAL 3005 SF

## 19.5' TOWNHOUSE



TRAIL SIDE

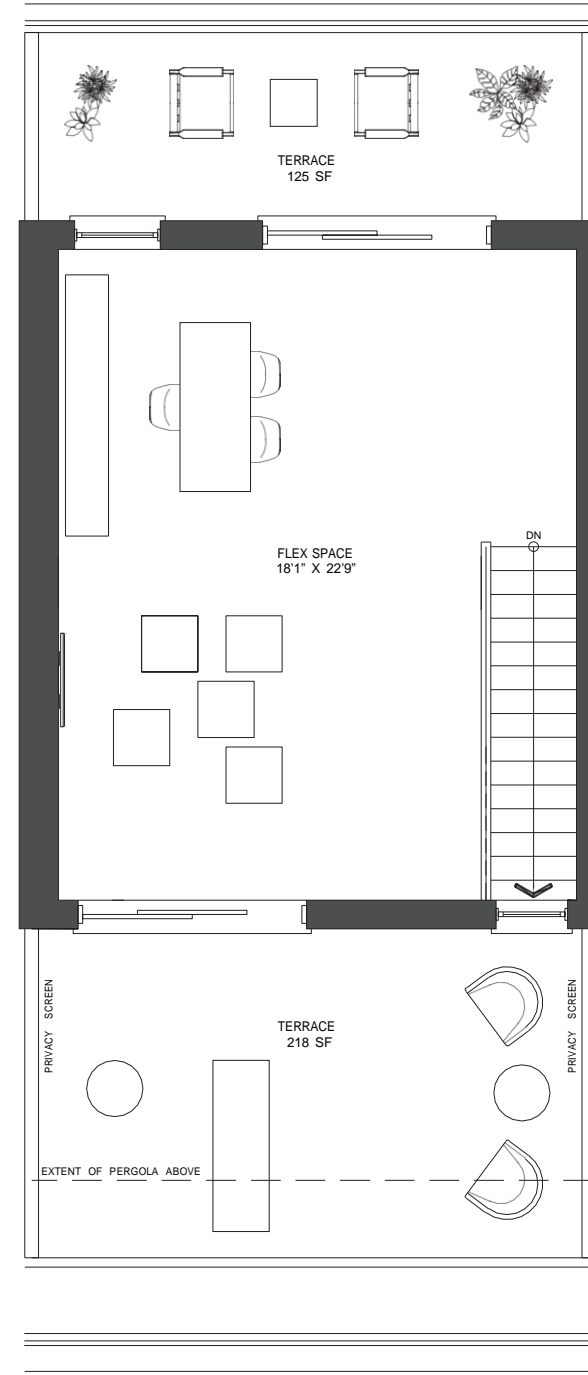
STREET SIDE

### MEWS

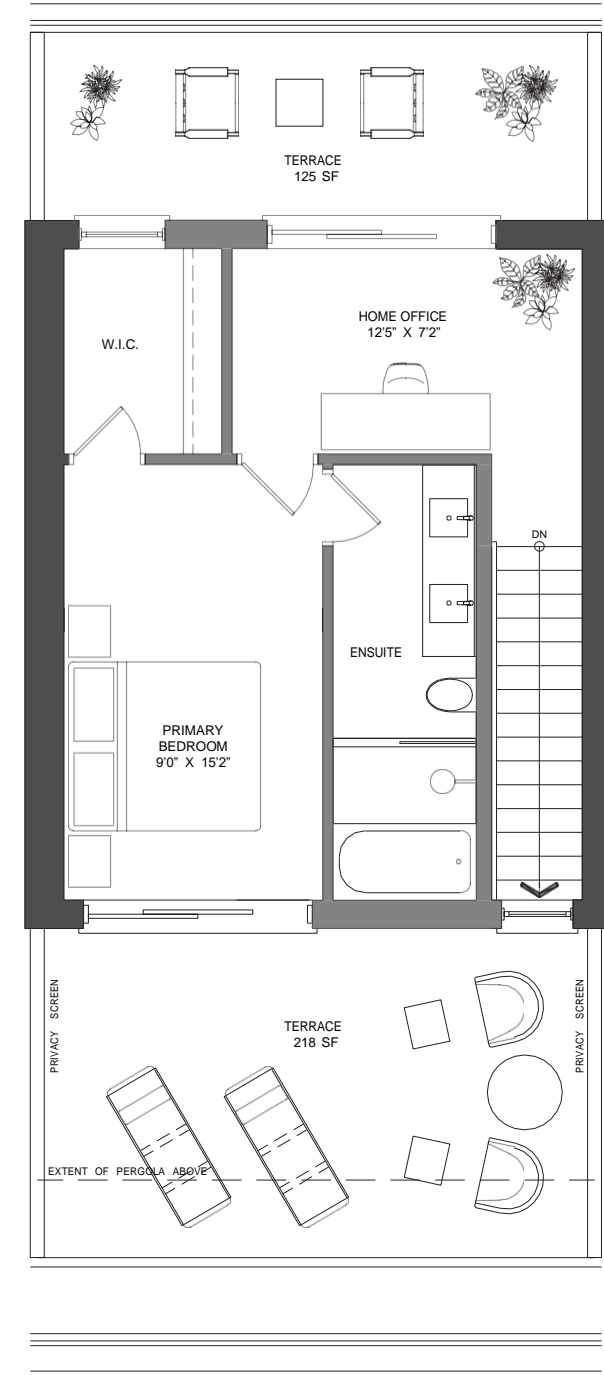
- TRAIL COLLECTION
- TERRACE COLLECTION
- MEWS COLLECTION

KILMER GROUP DiamondCorp dream FRAM + Slokker

THIS PLAN IS NOT TO SCALE AND IS SUBJECT TO ARCHITECTURAL REVIEW AND REVISIONS. ALL SPECIFICATIONS, MATERIALS, FLOORPLANS, STATED AREAS, DIMENSIONS AND DETAILS ARE APPROXIMATE ONLY AND ARE SUBJECT TO CHANGE WITHOUT NOTICE. ACTUAL USEABLE FLOOR SPACE MAY VARY FROM ANY STATED FLOOR AREA. WINDOW AND MULLION SIZES, TYPE AND LOCATIONS MAY VARY. BALCONY AND/OR TERRACE LOCATION, ENTRY, SIZE AND AREAS ARE APPROXIMATE ONLY AND ARE SUBJECT TO CHANGE WITHOUT NOTICE. ACCESS TO BALCONY AND/OR TERRACE DOOR TYPE MAY VARY. A STAIRS UP TO THE BALCONY AND/OR TERRACE MAY BE REQUIRED AT VENDOR'S DISCRETION. SIZE OF BATHROOM VANITY CAN VARY. POSITIONING OF BATHROOM VANITY AT VENDOR'S DISCRETION. BULKHEADS ARE NOT SHOWN ON THIS PLAN AND MAY BE LOCATED IN ANY AREAS OF THE UNIT AS REQUIRED BY THE VENDOR. FLOOR PLAN MAY BE MIRROR IMAGE OF WHAT IS SHOWN. ALL ILLUSTRATIONS ARE ARTIST CONCEPT ONLY. FURNITURE AND/OR KITCHEN ISLAND SHOWN ON MARKETING PLANS ARE DISPLAYED FOR ILLUSTRATION PURPOSES ONLY AND ARE NOT INCLUDED IN THE PURCHASE PRICE. E. & O.E. APRIL 2021.



THIRD FLOOR - OPT A  
FLEX SPACE



THIRD FLOOR - OPT B  
PRIMARY BDRM WITH OFFICE

**CLICK HERE  
TO COMPLETE  
YOUR ONLINE  
WORKSHEET  
NOW**

**BRIGHTWATER  
TOWNS**

**20' TOWNHOUSE**

---

**THREE BEDROOM + DEN**

INTERIOR 2430 SF

EXTERIOR 662 SF

TOTAL 3092 SF

# BRIGHTWATER TOWNS

GROUND FLOOR

THREE BEDROOM + DEN

INTERIOR 2430 SF

EXTERIOR 662 SF

TOTAL 3092 SF

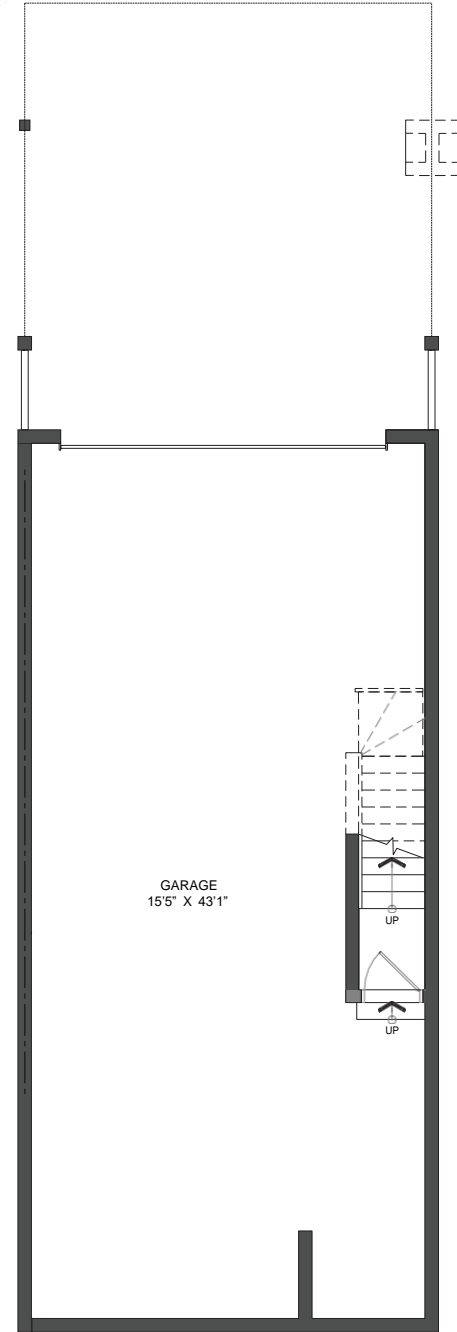
## 20' TOWNHOUSE



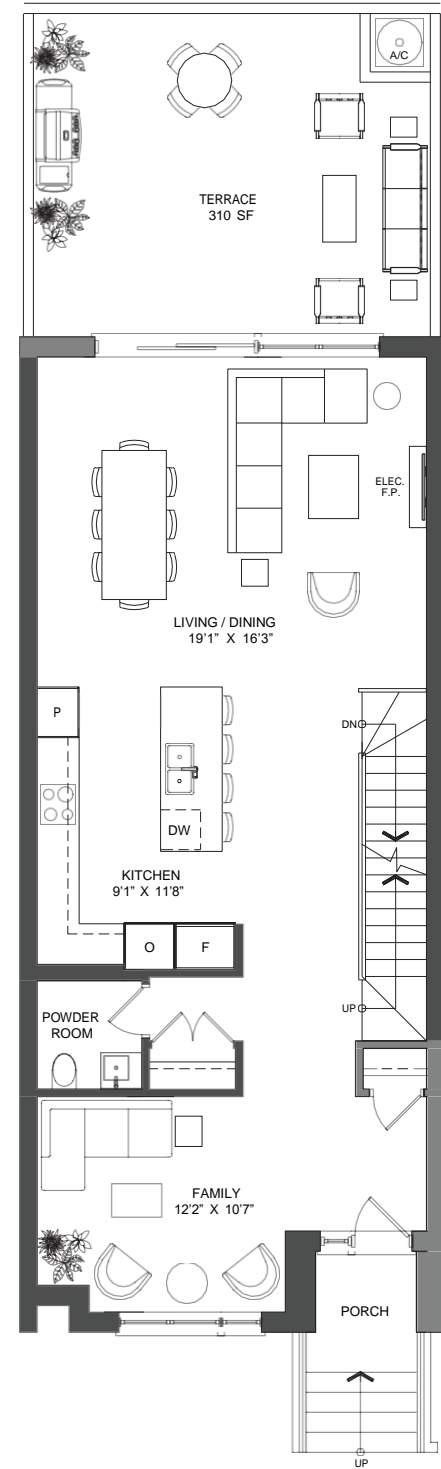
### MEWS

- TRAIL COLLECTION
- TERRACE COLLECTION
- MEWS COLLECTION

KILMER GROUP DiamondCorp dream FRAM + Slokker



GARAGE LEVEL



GROUND FLOOR

THIS PLAN IS NOT TO SCALE AND IS SUBJECT TO ARCHITECTURAL REVIEW AND REVISIONS. ALL SPECIFICATIONS, MATERIALS, FLOORPLANS, STATED AREAS, DIMENSIONS AND DETAILS ARE APPROXIMATE ONLY AND ARE SUBJECT TO CHANGE WITHOUT NOTICE. ACTUAL USEABLE FLOOR SPACE MAY VARY FROM ANY STATED FLOOR AREA. WINDOW AND MULLION SIZES, TYPE AND LOCATIONS MAY VARY. BALCONY AND/OR TERRACE LOCATION, ENTRY, SIZE AND AREAS ARE APPROXIMATE ONLY AND ARE SUBJECT TO CHANGE WITHOUT NOTICE. ACCESS TO BALCONY AND/OR TERRACE DOOR TYPE MAY VARY. A STAIRS UP TO THE BALCONY AND/OR TERRACE MAY BE REQUIRED AT VENDOR'S DISCRETION. SIZE OF BATHROOM VANITY CAN VARY. POSITIONING OF BATHROOM VANITY AT VENDOR'S DISCRETION. BULKHEADS ARE NOT SHOWN ON THIS PLAN AND MAY BE LOCATED IN ANY AREAS OF THE UNIT AS REQUIRED BY THE VENDOR. FLOOR PLAN MAY BE MIRROR IMAGE OF WHAT IS SHOWN. ALL ILLUSTRATIONS ARE ARTIST CONCEPT ONLY. FURNITURE AND/OR KITCHEN ISLAND SHOWN ON MARKETING PLANS ARE DISPLAYED FOR ILLUSTRATION PURPOSES ONLY AND ARE NOT INCLUDED IN THE PURCHASE PRICE. E. & O.E. APRIL 2021.

# BRIGHTWATER TOWNS

SECOND FLOOR OPTIONS

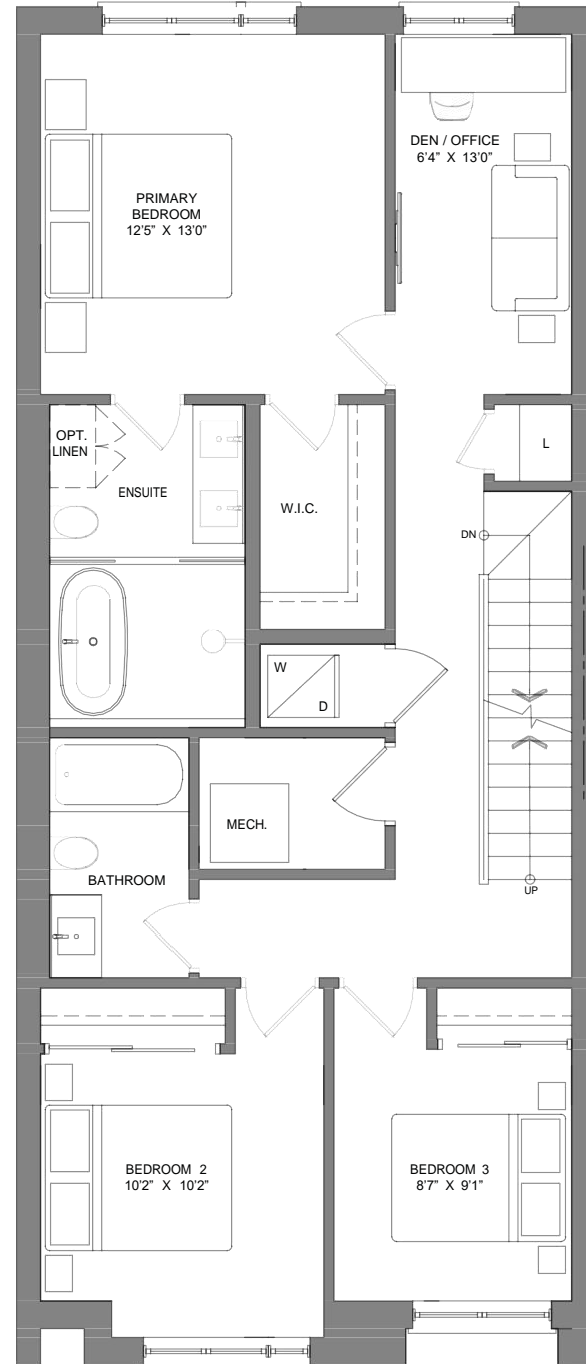
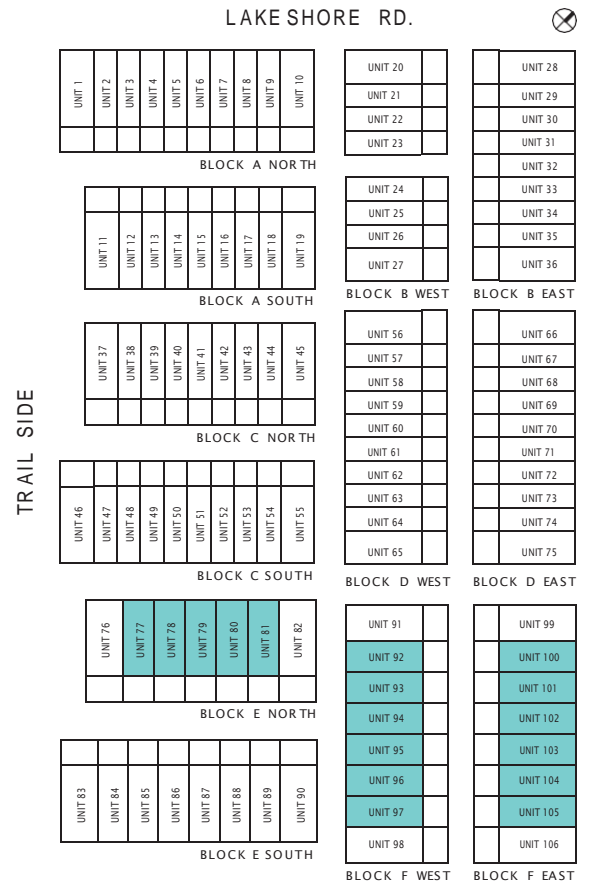
THREE BEDROOM + DEN

INTERIOR 2430 SF

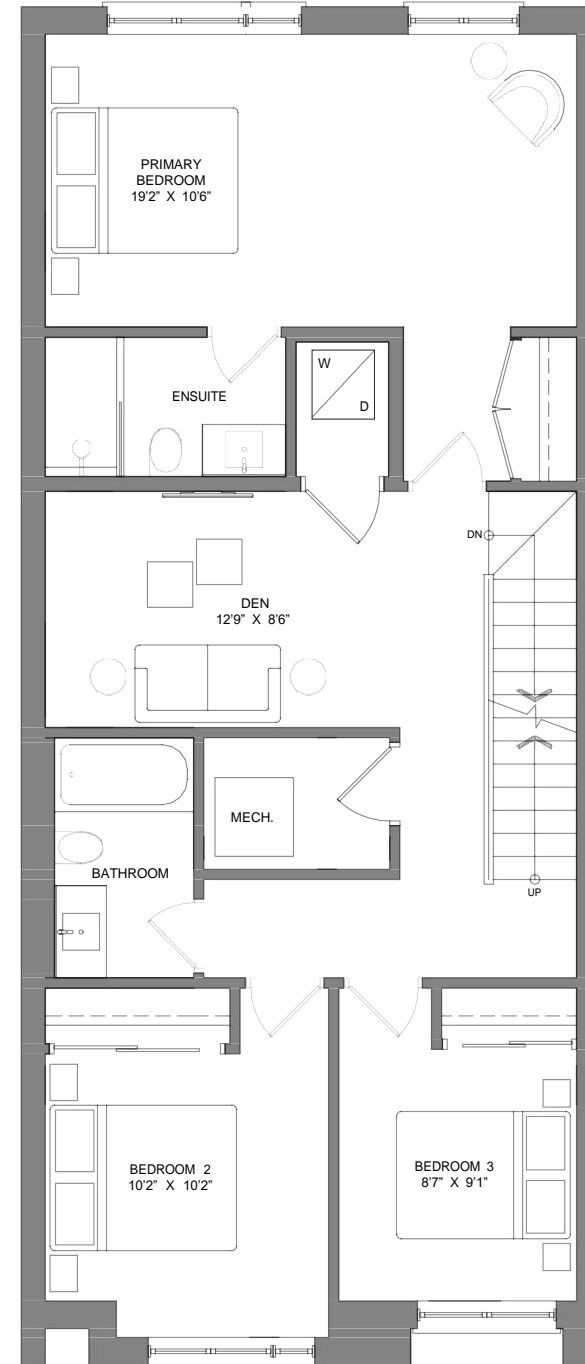
EXTERIOR 662 SF

TOTAL 3092 SF

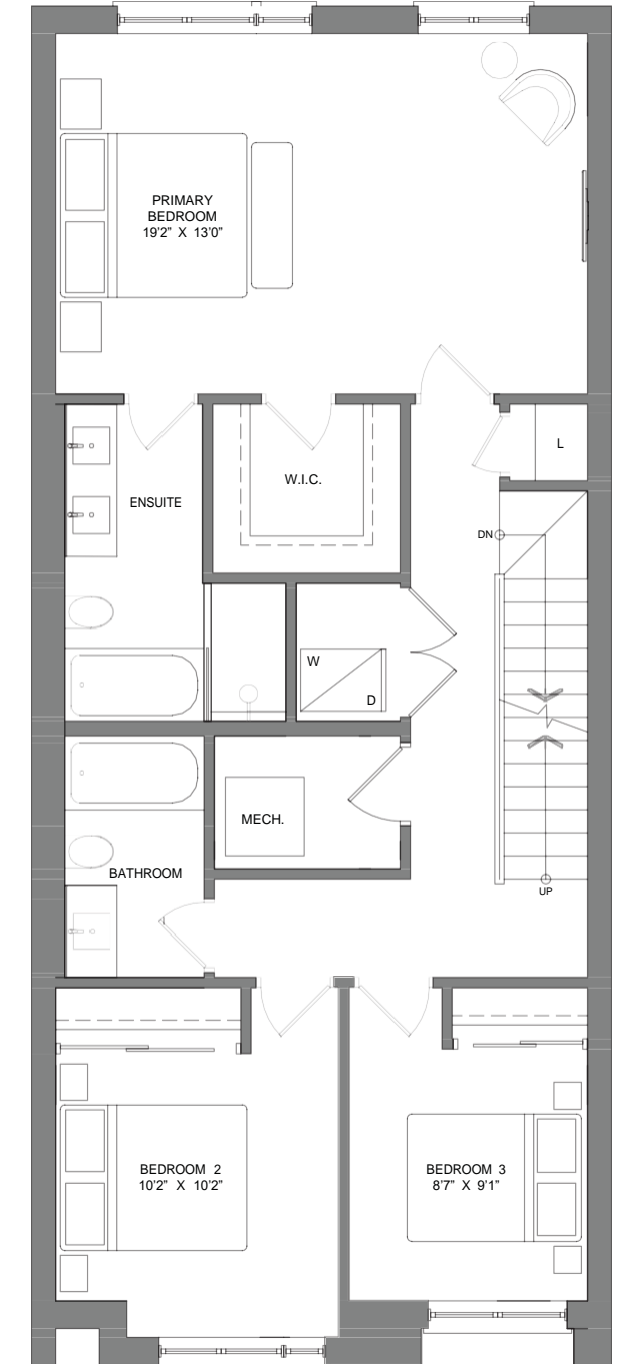
## 20' TOWNHOUSE



SECOND FLOOR - OPT A  
3 BDRM WITH DEN



SECOND FLOOR - OPT B  
3 BDRM WITH DEN



SECOND FLOOR - OPT C  
3 BDRM

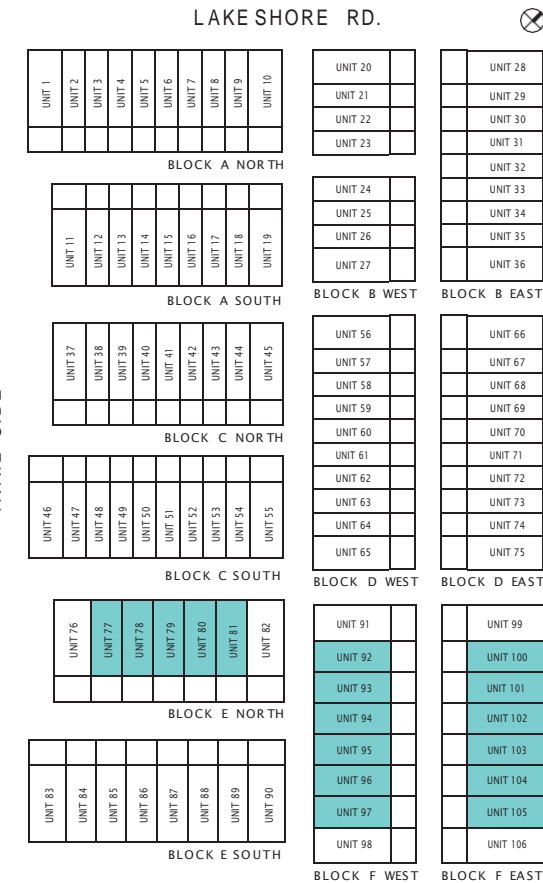
KILMER GROUP Diamond Corp dream FRAM + Slokker



THIS PLAN IS NOT TO SCALE AND IS SUBJECT TO ARCHITECTURAL REVIEW AND REVISIONS. ALL SPECIFICATIONS, MATERIALS, FLOORPLANS, STATED AREAS, DIMENSIONS AND DETAILS ARE APPROXIMATE ONLY AND ARE SUBJECT TO CHANGE WITHOUT NOTICE. ACTUAL USEABLE FLOOR SPACE MAY VARY FROM ANY STATED FLOOR AREA. WINDOW AND MULLION SIZES, TYPE AND LOCATIONS MAY VARY. BALCONY AND/OR TERRACE LOCATION, ENTRY, SIZE AND AREAS ARE APPROXIMATE ONLY AND ARE SUBJECT TO CHANGE WITHOUT NOTICE. ACCESS TO BALCONY AND/OR TERRACE DOOR TYPE MAY VARY. A STAIRS UP TO THE BALCONY AND/OR TERRACE MAY BE REQUIRED AT VENDOR'S DISCRETION. SIZE OF BATHROOM VANITY CAN VARY. POSITIONING OF BATHROOM VANITY AT VENDOR'S DISCRETION. BULKHEADS ARE NOT SHOWN ON THIS PLAN AND MAY BE LOCATED IN ANY AREAS OF THE UNIT AS REQUIRED BY THE VENDOR. FLOOR PLAN MAY BE MIRROR IMAGE OF WHAT IS SHOWN. ALL ILLUSTRATIONS ARE ARTIST CONCEPT ONLY. FURNITURE AND/OR KITCHEN ISLAND SHOWN ON MARKETING PLANS ARE DISPLAYED FOR ILLUSTRATION PURPOSES ONLY AND ARE NOT INCLUDED IN THE PURCHASE PRICE. E. & O.E. APRIL 2021.



# BRIGHTWATER TOWNS

## 20' TOWNHOUSE



- MEWS
-  TRAIL COLLECTION
  -  TERRACE COLLECTION
  -  MEWS COLLECTION

KILMER GROUP   

THIS PLAN IS NOT TO SCALE AND IS SUBJECT TO ARCHITECTURAL REVIEW AND REVISIONS. ALL SPECIFICATIONS, MATERIALS, FLOORPLANS, STATED AREAS, DIMENSIONS AND DETAILS ARE APPROXIMATE ONLY AND ARE SUBJECT TO CHANGE WITHOUT NOTICE. ACTUAL USEABLE FLOOR SPACE MAY VARY FROM ANY STATED FLOOR AREA. WINDOW AND MULLION SIZES, TYPE AND LOCATIONS MAY VARY. BALCONY AND/OR TERRACE LOCATION, ENTRY, SIZE AND AREAS ARE APPROXIMATE ONLY AND ARE SUBJECT TO CHANGE WITHOUT NOTICE. ACCESS TO BALCONY AND/OR TERRACE DOOR TYPE MAY VARY. A STAIRS UP TO THE BALCONY AND/OR TERRACE MAY BE REQUIRED AT VENDOR'S DISCRETION. SIZE OF BATHROOM VANITY CAN VARY. POSITIONING OF BATHROOM VANITY AT VENDOR'S DISCRETION. BULKHEADS ARE NOT SHOWN ON THIS PLAN AND MAY BE LOCATED IN ANY AREAS OF THE UNIT AS REQUIRED BY THE VENDOR. FLOOR PLAN MAY BE MIRROR IMAGE OF WHAT IS SHOWN. ALL ILLUSTRATIONS ARE ARTIST CONCEPT ONLY. FURNITURE AND/OR KITCHEN ISLAND SHOWN ON MARKETING PLANS ARE DISPLAYED FOR ILLUSTRATION PURPOSES ONLY AND ARE NOT INCLUDED IN THE PURCHASE PRICE. E. & E. APRIL 2021.

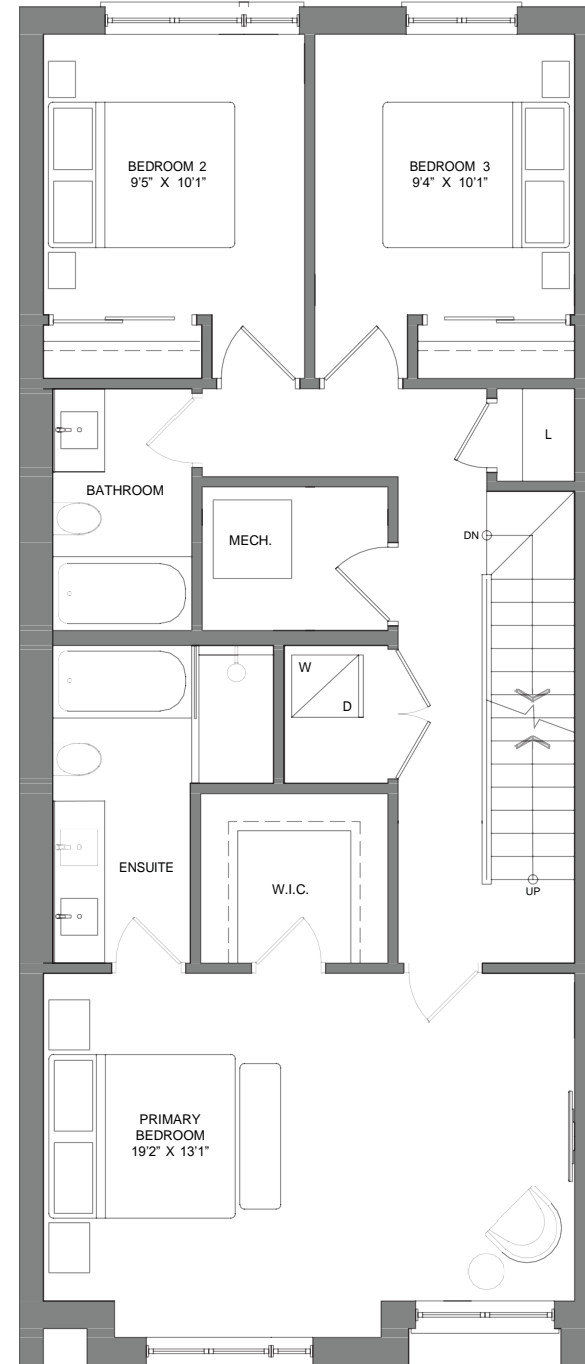
SECOND FLOOR OPTIONS

THREE/FOUR BEDROOM + DEN

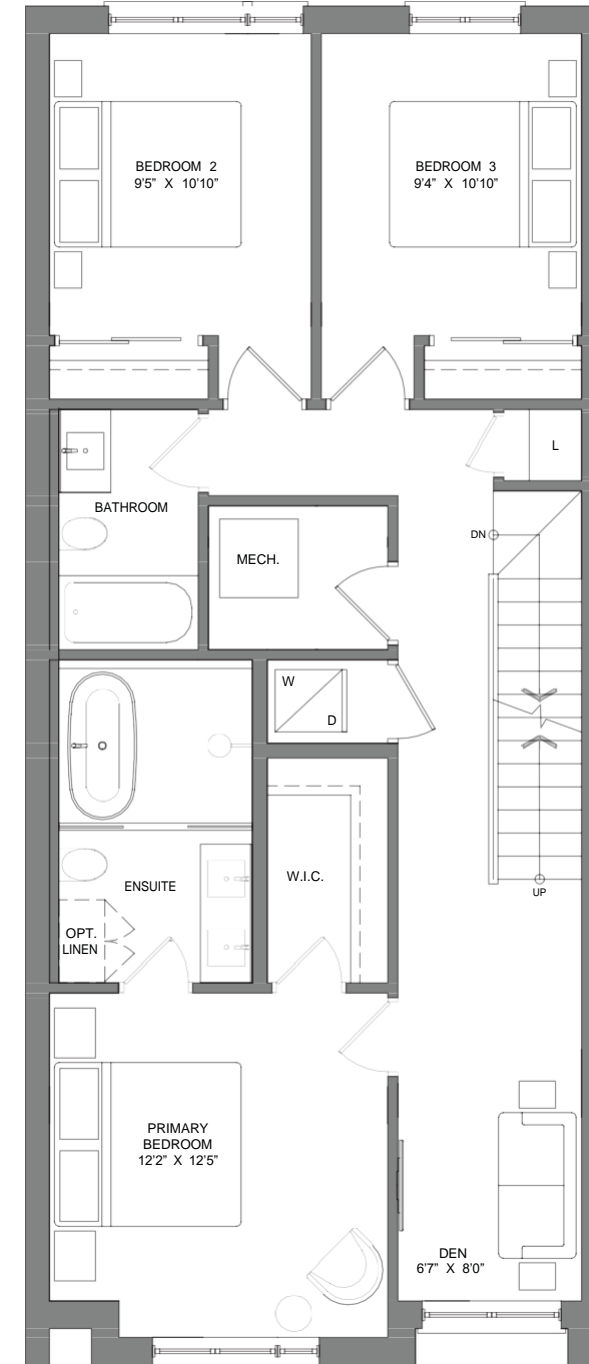
INTERIOR 2430 SF

EXTERIOR 662 SF

TOTAL 3092 SF



SECOND FLOOR - OPT D  
3 BDRM



SECOND FLOOR - OPT E  
3 BDRM WITH DEN

# BRIGHTWATER TOWNS

THIRD FLOOR OPTIONS

THREE/FOUR BEDROOM + DEN

INTERIOR 2430 SF

EXTERIOR 662 SF

TOTAL 3092 SF

## 20' TOWNHOUSE

LAKESHORE RD. 

UNIT 1	UNIT 2	UNIT 3	UNIT 4	UNIT 5	UNIT 6	UNIT 7	UNIT 8	UNIT 9	UNIT 10
--------	--------	--------	--------	--------	--------	--------	--------	--------	---------

BLOCK A NORTH

UNIT 11	UNIT 12	UNIT 13	UNIT 14	UNIT 15	UNIT 16	UNIT 17	UNIT 18	UNIT 19
---------	---------	---------	---------	---------	---------	---------	---------	---------

BLOCK A SOUTH

UNIT 20	UNIT 21	UNIT 22	UNIT 23
---------	---------	---------	---------

BLOCK B WEST

UNIT 24	UNIT 25	UNIT 26	UNIT 27
---------	---------	---------	---------

BLOCK B EAST

UNIT 28	UNIT 29	UNIT 30	UNIT 31	UNIT 32	UNIT 33	UNIT 34	UNIT 35	UNIT 36
---------	---------	---------	---------	---------	---------	---------	---------	---------

BLOCK C NORTH

UNIT 37	UNIT 38	UNIT 39	UNIT 40	UNIT 41	UNIT 42	UNIT 43	UNIT 44	UNIT 45
---------	---------	---------	---------	---------	---------	---------	---------	---------

BLOCK C SOUTH

UNIT 46	UNIT 47	UNIT 48	UNIT 49	UNIT 50	UNIT 51	UNIT 52	UNIT 53	UNIT 54	UNIT 55
---------	---------	---------	---------	---------	---------	---------	---------	---------	---------

BLOCK D WEST

UNIT 56	UNIT 57	UNIT 58	UNIT 59	UNIT 60	UNIT 61	UNIT 62	UNIT 63	UNIT 64	UNIT 65
---------	---------	---------	---------	---------	---------	---------	---------	---------	---------

BLOCK D EAST

UNIT 66	UNIT 67	UNIT 68	UNIT 69	UNIT 70	UNIT 71	UNIT 72	UNIT 73	UNIT 74	UNIT 75
---------	---------	---------	---------	---------	---------	---------	---------	---------	---------

BLOCK E NORTH

UNIT 76	UNIT 77	UNIT 78	UNIT 79	UNIT 80	UNIT 81	UNIT 82
---------	---------	---------	---------	---------	---------	---------

BLOCK E SOUTH

UNIT 83	UNIT 84	UNIT 85	UNIT 86	UNIT 87	UNIT 88	UNIT 89	UNIT 90
---------	---------	---------	---------	---------	---------	---------	---------

BLOCK F WEST

UNIT 91	UNIT 92	UNIT 93	UNIT 94	UNIT 95	UNIT 96	UNIT 97	UNIT 98
---------	---------	---------	---------	---------	---------	---------	---------

BLOCK F EAST

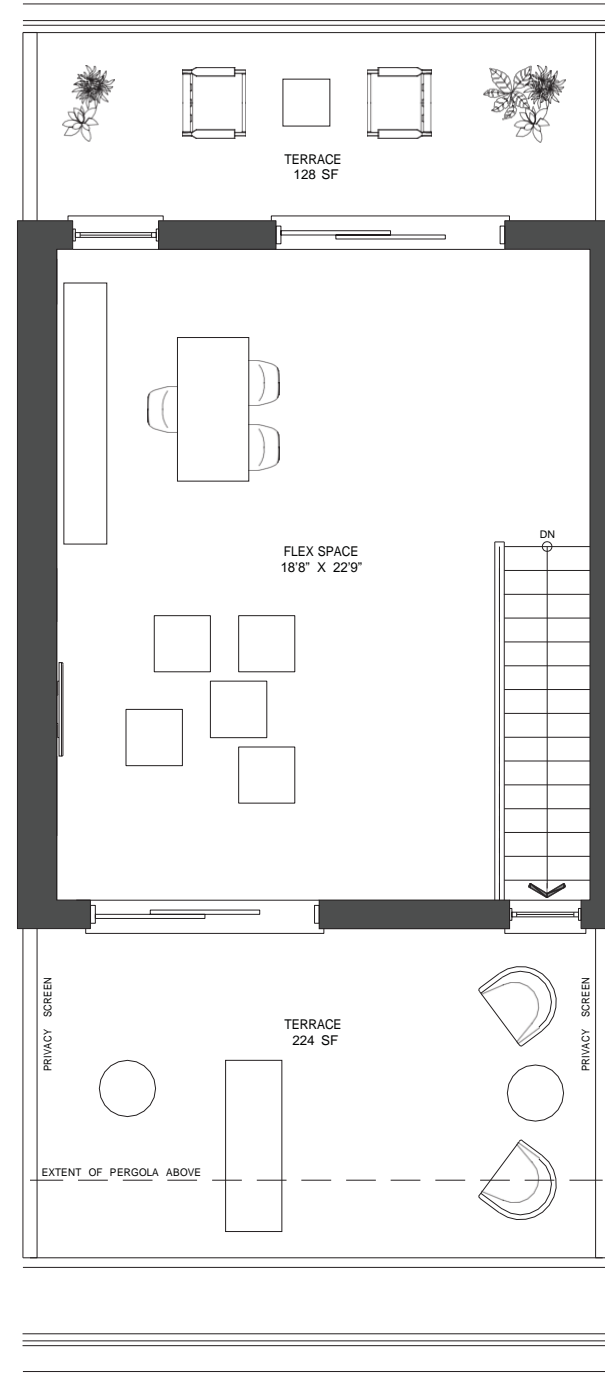
UNIT 99	UNIT 100	UNIT 101	UNIT 102	UNIT 103	UNIT 104	UNIT 105	UNIT 106
---------	----------	----------	----------	----------	----------	----------	----------

MEWS

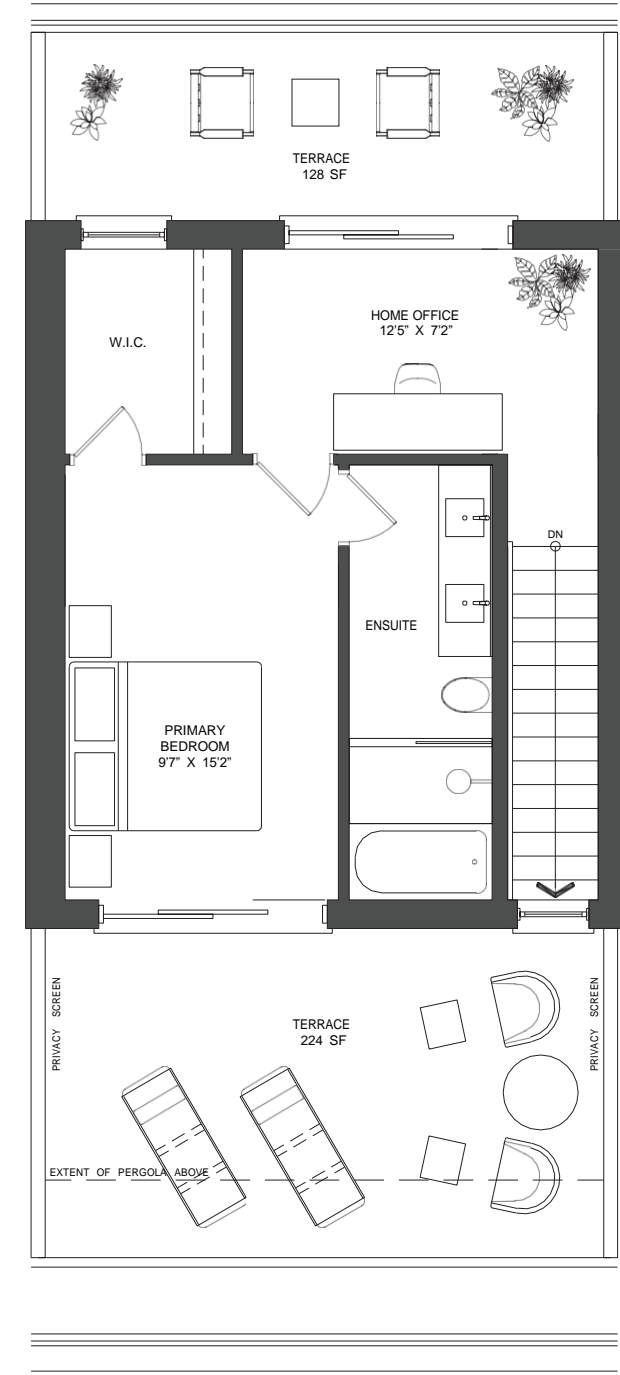
-  TRAIL COLLECTION
-  TERRACE COLLECTION
-  MEWS COLLECTION

STREET SIDE

TRAIL SIDE



THIRD FLOOR - OPT A  
FLEX SPACE



THIRD FLOOR - OPT B  
PRIMARY BDRM WITH OFFICE

KILMER GROUP   

THIS PLAN IS NOT TO SCALE AND IS SUBJECT TO ARCHITECTURAL REVIEW AND REVISIONS. ALL SPECIFICATIONS, MATERIALS, FLOORPLANS, STATED AREAS, DIMENSIONS AND DETAILS ARE APPROXIMATE ONLY AND ARE SUBJECT TO CHANGE WITHOUT NOTICE. ACTUAL USEABLE FLOOR SPACE MAY VARY FROM ANY STATED FLOOR AREA. WINDOW AND MULLION SIZES, TYPE AND LOCATIONS MAY VARY. BALCONY AND/OR TERRACE LOCATION, ENTRY, SIZE AND AREAS ARE APPROXIMATE ONLY AND ARE SUBJECT TO CHANGE WITHOUT NOTICE. ACCESS TO BALCONY AND/OR TERRACE DOOR TYPE MAY VARY. A STAIRS UP TO THE BALCONY AND/OR TERRACE MAY BE REQUIRED AT VENDOR'S DISCRETION. SIZE OF BATHROOM VANITY CAN VARY. POSITIONING OF BATHROOM VANITY AT VENDOR'S DISCRETION. BULKHEADS ARE NOT SHOWN ON THIS PLAN AND MAY BE LOCATED IN ANY AREAS OF THE UNIT AS REQUIRED BY THE VENDOR. FLOOR PLAN MAY BE MIRROR IMAGE OF WHAT IS SHOWN. ALL ILLUSTRATIONS ARE ARTIST CONCEPT ONLY. FURNITURE AND/OR KITCHEN ISLAND SHOWN ON MARKETING PLANS ARE DISPLAYED FOR ILLUSTRATION PURPOSES ONLY AND ARE NOT INCLUDED IN THE PURCHASE PRICE. E. & O.E. APRIL 2021.

**CLICK HERE TO  
COMPLETE  
YOUR ONLINE  
WORKSHEET  
NOW**

**BRIGHTWATER  
TOWNS**

**21.5' TOWNHOUSE  
TRAIL SIDE**

---

**THREE BEDROOM + FLEX**

INTERIOR 2527 SF

EXTERIOR 698 SF

TOTAL 3225 SF



# BRIGHTWATER TOWNS

SECOND & THIRD FLOORS


THREE BEDROOM + FLEX

INTERIOR 2527 SF

EXTERIOR 698 SF

TOTAL 3225 SF

## 21.5' TOWNHOUSE TRAIL SIDE

LAKE SHORE RD. 

UNIT 1	UNIT 2	UNIT 3	UNIT 4	UNIT 5	UNIT 6	UNIT 7	UNIT 8	UNIT 9	UNIT 10
--------	--------	--------	--------	--------	--------	--------	--------	--------	---------

BLOCK A NORTH

UNIT 11	UNIT 12	UNIT 13	UNIT 14	UNIT 15	UNIT 16	UNIT 17	UNIT 18	UNIT 19
---------	---------	---------	---------	---------	---------	---------	---------	---------

BLOCK A SOUTH

UNIT 20	UNIT 21	UNIT 22	UNIT 23
---------	---------	---------	---------

BLOCK B WEST

UNIT 24	UNIT 25	UNIT 26	UNIT 27
---------	---------	---------	---------

BLOCK B EAST

UNIT 28	UNIT 29	UNIT 30	UNIT 31	UNIT 32	UNIT 33	UNIT 34	UNIT 35	UNIT 36
---------	---------	---------	---------	---------	---------	---------	---------	---------

BLOCK C NORTH

UNIT 37	UNIT 38	UNIT 39	UNIT 40	UNIT 41	UNIT 42	UNIT 43	UNIT 44	UNIT 45
---------	---------	---------	---------	---------	---------	---------	---------	---------

BLOCK C SOUTH

UNIT 46	UNIT 47	UNIT 48	UNIT 49	UNIT 50	UNIT 51	UNIT 52	UNIT 53	UNIT 54	UNIT 55
---------	---------	---------	---------	---------	---------	---------	---------	---------	---------

BLOCK D WEST

UNIT 56	UNIT 57	UNIT 58	UNIT 59	UNIT 60	UNIT 61	UNIT 62	UNIT 63	UNIT 64	UNIT 65
---------	---------	---------	---------	---------	---------	---------	---------	---------	---------

BLOCK D EAST

UNIT 66	UNIT 67	UNIT 68	UNIT 69	UNIT 70	UNIT 71	UNIT 72	UNIT 73	UNIT 74	UNIT 75
---------	---------	---------	---------	---------	---------	---------	---------	---------	---------

BLOCK E NORTH

UNIT 76	UNIT 77	UNIT 78	UNIT 79	UNIT 80	UNIT 81	UNIT 82
---------	---------	---------	---------	---------	---------	---------

BLOCK E SOUTH

UNIT 83	UNIT 84	UNIT 85	UNIT 86	UNIT 87	UNIT 88	UNIT 89	UNIT 90
---------	---------	---------	---------	---------	---------	---------	---------



BLOCK F WEST

UNIT 91	UNIT 92	UNIT 93	UNIT 94	UNIT 95	UNIT 96	UNIT 97	UNIT 98
---------	---------	---------	---------	---------	---------	---------	---------

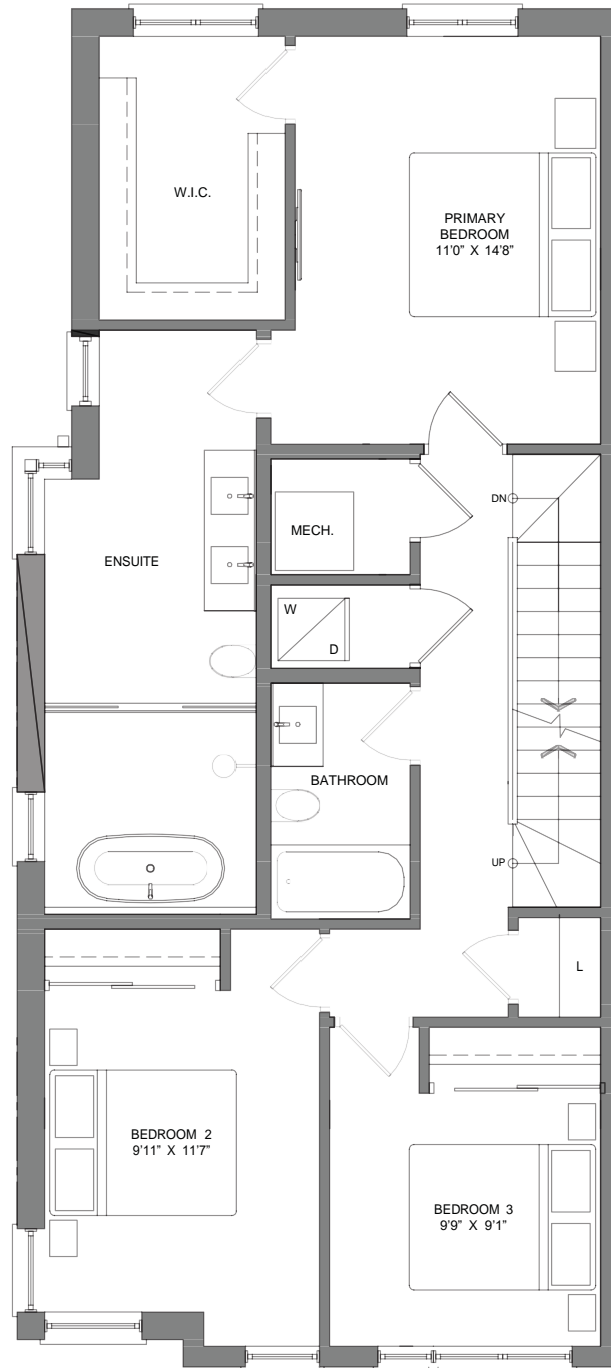
BLOCK F EAST

UNIT 99	UNIT 100	UNIT 101	UNIT 102	UNIT 103	UNIT 104	UNIT 105	UNIT 106
---------	----------	----------	----------	----------	----------	----------	----------

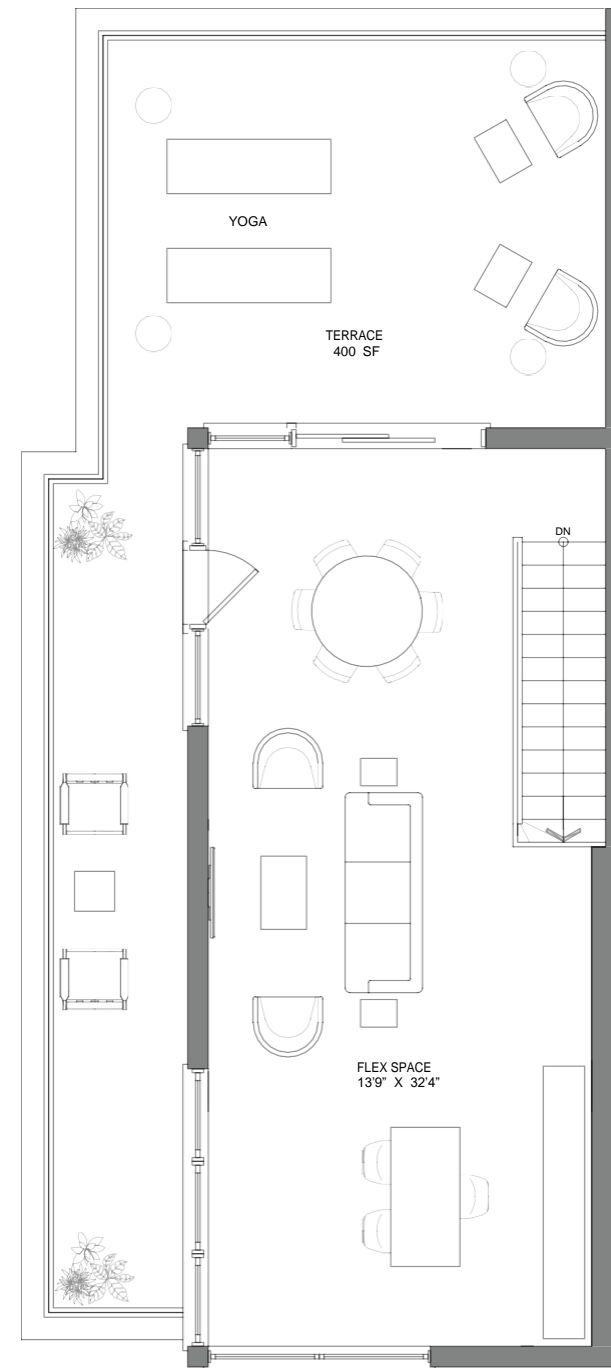
MEWS

-  TRAIL COLLECTION
-  TERRACE COLLECTION
-  MEWS COLLECTION

STREET SIDE



SECOND FLOOR



THIRD FLOOR

KILMER GROUP   

THIS PLAN IS NOT TO SCALE AND IS SUBJECT TO ARCHITECTURAL REVIEW AND REVISIONS. ALL SPECIFICATIONS, MATERIALS, FLOORPLANS, STATED AREAS, DIMENSIONS AND DETAILS ARE APPROXIMATE ONLY AND ARE SUBJECT TO CHANGE WITHOUT NOTICE. ACTUAL USEABLE FLOOR SPACE MAY VARY FROM ANY STATED FLOOR AREA. WINDOW AND MULLION SIZES, TYPE AND LOCATIONS MAY VARY. BALCONY AND/OR TERRACE LOCATION, ENTRY, SIZE AND AREAS ARE APPROXIMATE ONLY AND ARE SUBJECT TO CHANGE WITHOUT NOTICE. ACCESS TO BALCONY AND/OR TERRACE DOOR TYPE MAY VARY. A STAIRS UP TO THE BALCONY AND/OR TERRACE MAY BE REQUIRED AT VENDOR'S DISCRETION. SIZE OF BATHROOM VANITY CAN VARY. POSITIONING OF BATHROOM VANITY AT VENDOR'S DISCRETION. BULKHEADS ARE NOT SHOWN ON THIS PLAN AND MAY BE LOCATED IN ANY AREAS OF THE UNIT AS REQUIRED BY THE VENDOR. FLOOR PLAN MAY BE MIRROR IMAGE OF WHAT IS SHOWN. ALL ILLUSTRATIONS ARE ARTIST CONCEPT ONLY. FURNITURE AND/OR KITCHEN ISLAND SHOWN ON MARKETING PLANS ARE DISPLAYED FOR ILLUSTRATION PURPOSES ONLY AND ARE NOT INCLUDED IN THE PURCHASE PRICE. E. & O.E. APRIL 2021.

**CLICK HERE TO  
COMPLETE  
YOUR ONLINE  
WORKSHEET  
NOW**

**BRIGHTWATER  
TOWNS**

**21.5' TOWNHOUSE  
STREET SIDE**

---

**THREE BEDROOM + FLEX**

INTERIOR 2542 SF

EXTERIOR 768 SF

TOTAL 3310 SF

# BRIGHTWATER TOWNS

GROUND FLOOR

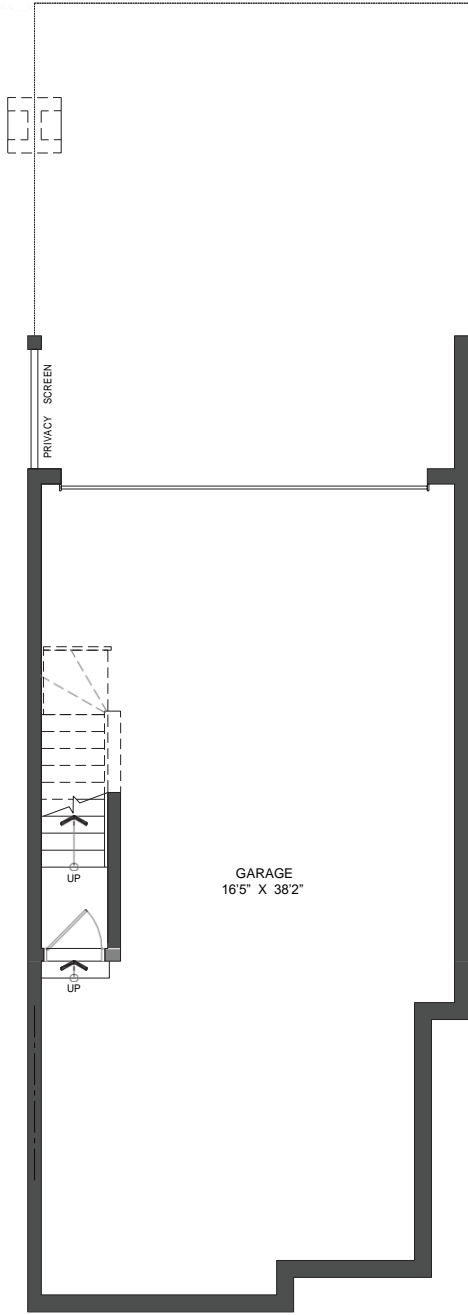
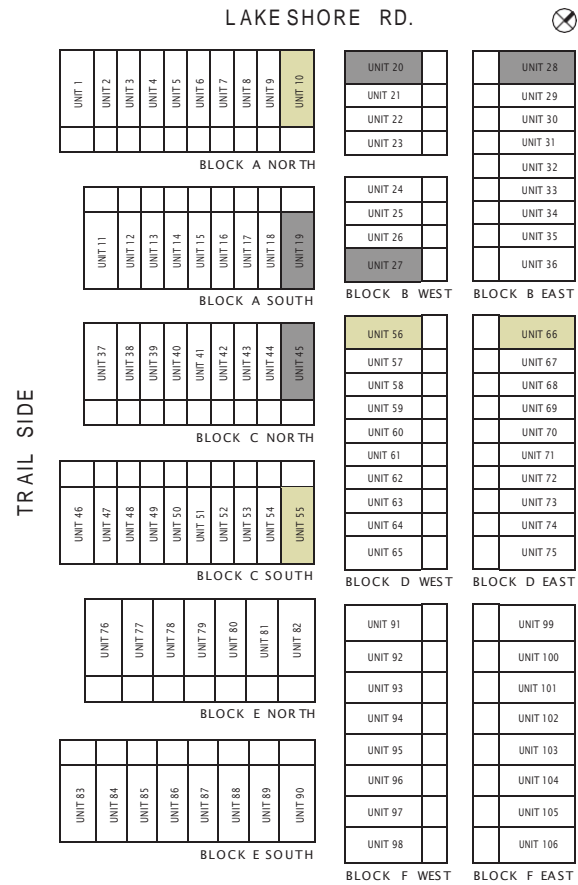
THREE BEDROOM + FLEX

INTERIOR 2542 SF

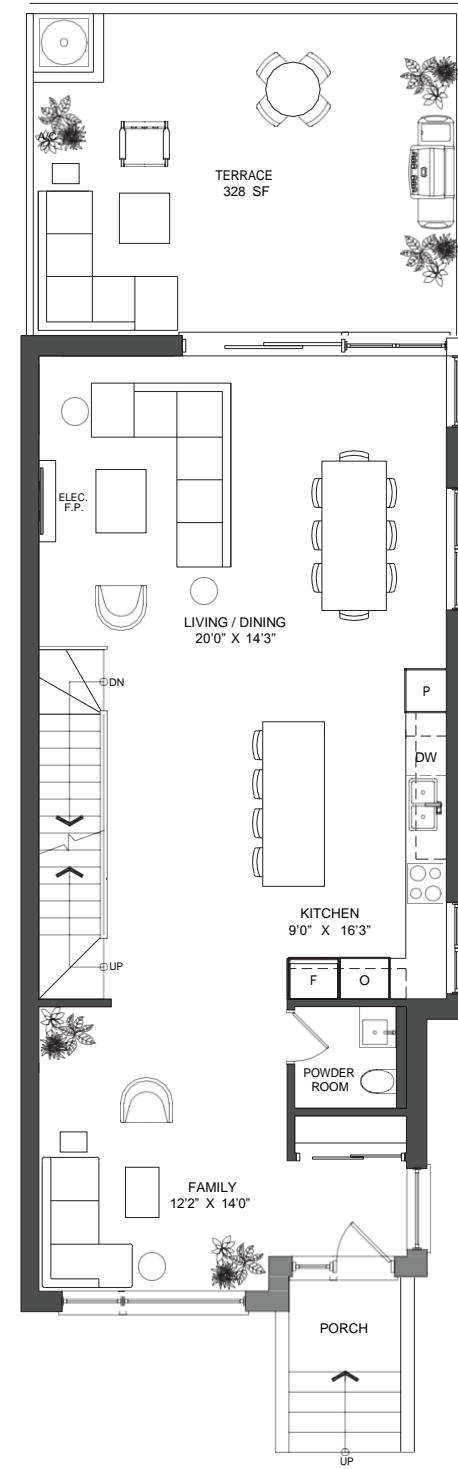
EXTERIOR 768 SF

TOTAL 3310 SF

## 21.5' TOWNHOUSE STREET SIDE



GARAGE LEVEL



GROUND FLOOR

KILMER GROUP DiamondCorp dream FRAM + Slokker

THIS PLAN IS NOT TO SCALE AND IS SUBJECT TO ARCHITECTURAL REVIEW AND REVISIONS. ALL SPECIFICATIONS, MATERIALS, FLOORPLANS, STATED AREAS, DIMENSIONS AND DETAILS ARE APPROXIMATE ONLY AND ARE SUBJECT TO CHANGE WITHOUT NOTICE. ACTUAL USEABLE FLOOR SPACE MAY VARY FROM ANY STATED FLOOR AREA. WINDOW AND MULLION SIZES, TYPE AND LOCATIONS MAY VARY. BALCONY AND/OR TERRACE LOCATION, ENTRY, SIZE AND AREAS ARE APPROXIMATE ONLY AND ARE SUBJECT TO CHANGE WITHOUT NOTICE. ACCESS TO BALCONY AND/OR TERRACE DOOR TYPE MAY VARY. A STAIRS UP TO THE BALCONY AND/OR TERRACE MAY BE REQUIRED AT VENDOR'S DISCRETION. SIZE OF BATHROOM VANITY CAN VARY. POSITIONING OF BATHROOM VANITY AT VENDOR'S DISCRETION. BULKHEADS ARE NOT SHOWN ON THIS PLAN AND MAY BE LOCATED IN ANY AREAS OF THE UNIT AS REQUIRED BY THE VENDOR. FLOOR PLAN MAY BE MIRROR IMAGE OF WHAT IS SHOWN. ALL ILLUSTRATIONS ARE ARTIST CONCEPT ONLY. FURNITURE AND/OR KITCHEN ISLAND SHOWN ON MARKETING PLANS ARE DISPLAYED FOR ILLUSTRATION PURPOSES ONLY AND ARE NOT INCLUDED IN THE PURCHASE PRICE. E. & O.E. APRIL 2021.

# BRIGHTWATER TOWNS

SECOND & THIRD FLOORS


THREE BEDROOM + FLEX

INTERIOR 2542 SF

EXTERIOR 768 SF

TOTAL 3310 SF

## 21.5' TOWNHOUSE STREET SIDE

LAKE SHORE RD. 

UNIT 1	UNIT 2	UNIT 3	UNIT 4	UNIT 5	UNIT 6	UNIT 7	UNIT 8	UNIT 9	UNIT 10
--------	--------	--------	--------	--------	--------	--------	--------	--------	---------

BLOCK A NORTH

UNIT 11	UNIT 12	UNIT 13	UNIT 14	UNIT 15	UNIT 16	UNIT 17	UNIT 18	UNIT 19
---------	---------	---------	---------	---------	---------	---------	---------	---------

BLOCK A SOUTH

UNIT 20	UNIT 21	UNIT 22	UNIT 23
---------	---------	---------	---------

BLOCK B WEST

UNIT 24	UNIT 25	UNIT 26	UNIT 27
---------	---------	---------	---------

BLOCK B EAST

UNIT 28	UNIT 29	UNIT 30	UNIT 31	UNIT 32	UNIT 33	UNIT 34	UNIT 35	UNIT 36
---------	---------	---------	---------	---------	---------	---------	---------	---------

BLOCK C NORTH

UNIT 37	UNIT 38	UNIT 39	UNIT 40	UNIT 41	UNIT 42	UNIT 43	UNIT 44	UNIT 45
---------	---------	---------	---------	---------	---------	---------	---------	---------

BLOCK C SOUTH

UNIT 46	UNIT 47	UNIT 48	UNIT 49	UNIT 50	UNIT 51	UNIT 52	UNIT 53	UNIT 54	UNIT 55
---------	---------	---------	---------	---------	---------	---------	---------	---------	---------

BLOCK D WEST

UNIT 56	UNIT 57	UNIT 58	UNIT 59	UNIT 60	UNIT 61	UNIT 62	UNIT 63	UNIT 64	UNIT 65
---------	---------	---------	---------	---------	---------	---------	---------	---------	---------

BLOCK D EAST

UNIT 66	UNIT 67	UNIT 68	UNIT 69	UNIT 70	UNIT 71	UNIT 72	UNIT 73	UNIT 74	UNIT 75
---------	---------	---------	---------	---------	---------	---------	---------	---------	---------

BLOCK E NORTH

UNIT 76	UNIT 77	UNIT 78	UNIT 79	UNIT 80	UNIT 81	UNIT 82
---------	---------	---------	---------	---------	---------	---------

BLOCK E SOUTH

UNIT 83	UNIT 84	UNIT 85	UNIT 86	UNIT 87	UNIT 88	UNIT 89	UNIT 90
---------	---------	---------	---------	---------	---------	---------	---------




BLOCK F WEST

UNIT 91	UNIT 92	UNIT 93	UNIT 94	UNIT 95	UNIT 96	UNIT 97	UNIT 98
---------	---------	---------	---------	---------	---------	---------	---------

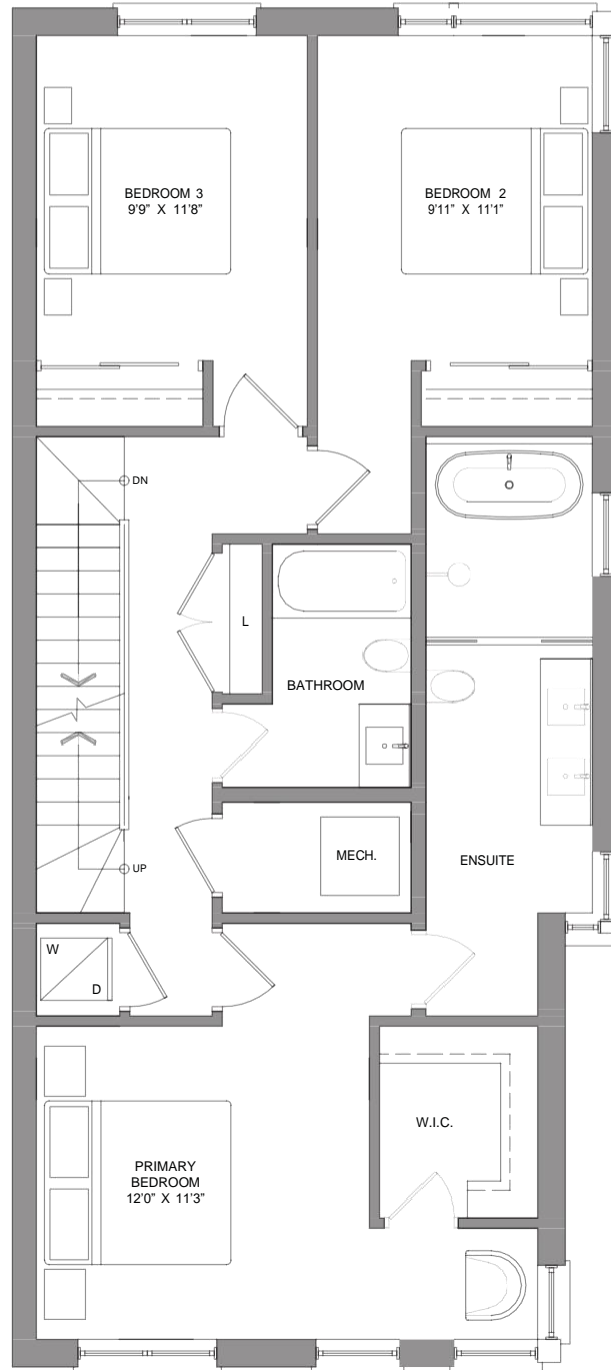
BLOCK F EAST

UNIT 99	UNIT 100	UNIT 101	UNIT 102	UNIT 103	UNIT 104	UNIT 105	UNIT 106
---------	----------	----------	----------	----------	----------	----------	----------

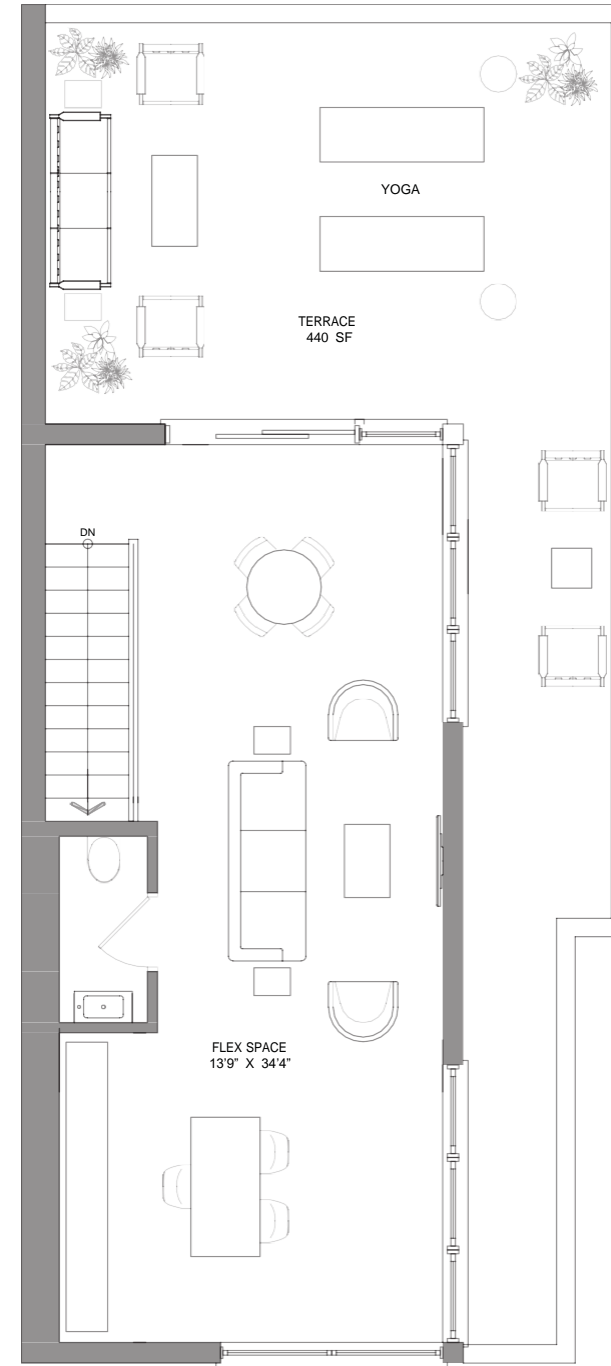
MEWS

-  TRAIL COLLECTION
-  TERRACE COLLECTION
-  MEWS COLLECTION

STREET SIDE



SECOND FLOOR



THIRD FLOOR



**CLICK HERE  
TO COMPLETE  
YOUR ONLINE  
WORKSHEET  
NOW**

**BRIGHTWATER  
TOWNS**

**22.5' TOWNHOUSE  
TRAIL SIDE**

---

**THREE / FOUR BEDROOM + FLEX**

INTERIOR 2510 SF

EXTERIOR 945 SF

TOTAL 3455 SF

# BRIGHTWATER TOWNS

GROUND FLOOR

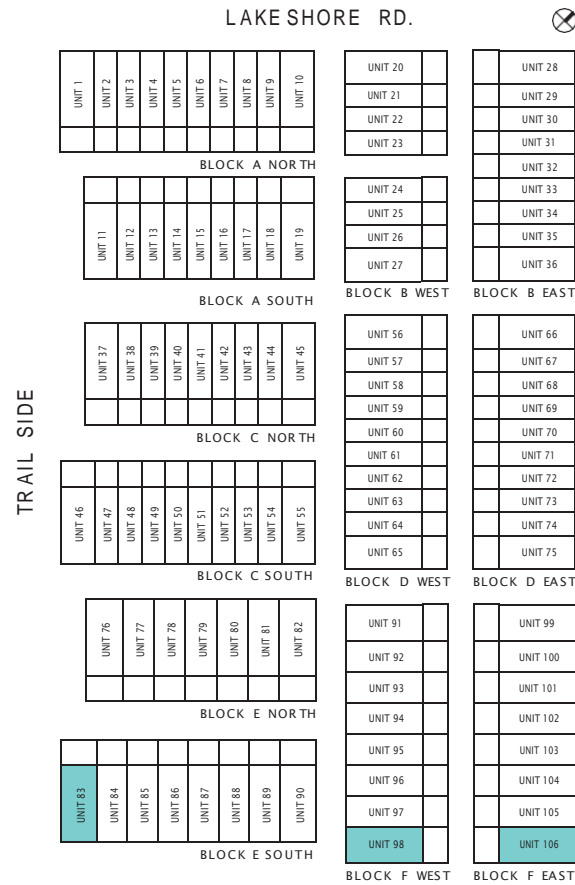
THREE/FOUR BEDROOM + FLEX

INTERIOR 2510 SF

EXTERIOR 945 SF

TOTAL 3455 SF

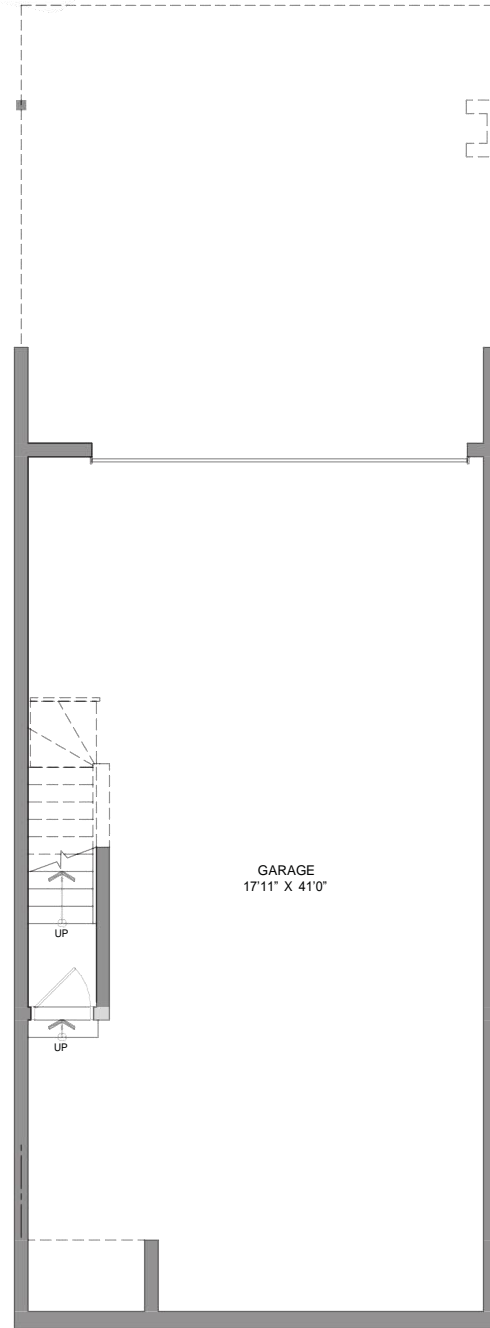
## 22.5' TOWNHOUSE TRAIL SIDE



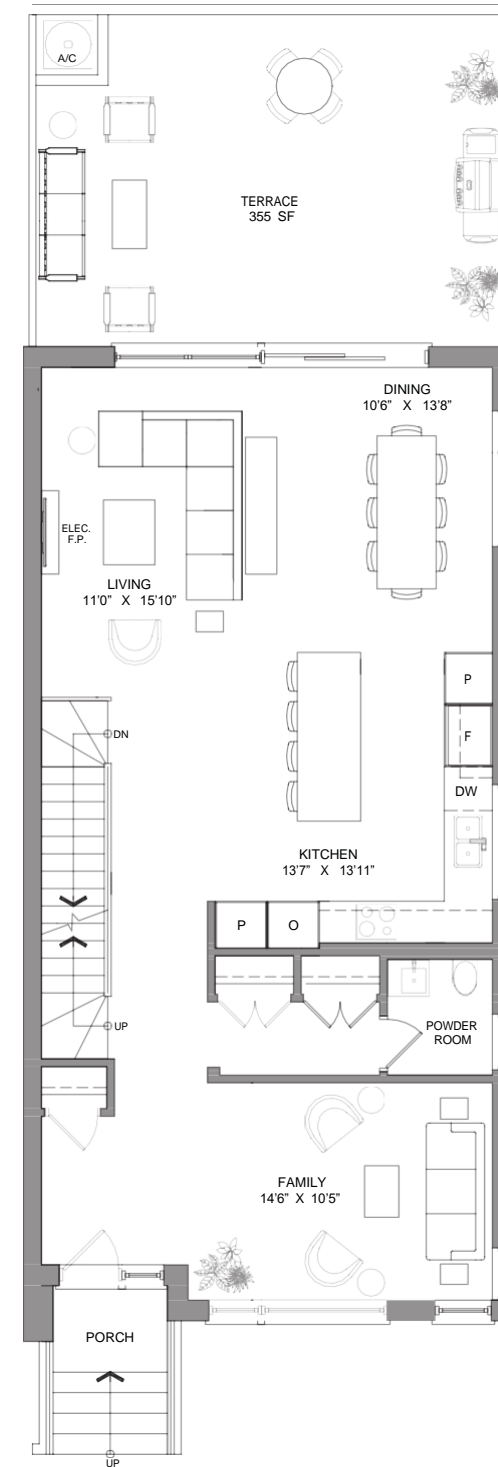
### MEWS

- TRAIL COLLECTION
- TERRACE COLLECTION
- MEWS COLLECTION

KILMER GROUP DiamondCorp dream FRAM + Slokker



GARAGE LEVEL



GROUND FLOOR

THIS PLAN IS NOT TO SCALE AND IS SUBJECT TO ARCHITECTURAL REVIEW AND REVISIONS. ALL SPECIFICATIONS, MATERIALS, FLOORPLANS, STATED AREAS, DIMENSIONS AND DETAILS ARE APPROXIMATE ONLY AND ARE SUBJECT TO CHANGE WITHOUT NOTICE. ACTUAL USEABLE FLOOR SPACE MAY VARY FROM ANY STATED FLOOR AREA. WINDOW AND MULLION SIZES, TYPE AND LOCATIONS MAY VARY. BALCONY AND/OR TERRACE LOCATION, ENTRY, SIZE AND AREAS ARE APPROXIMATE ONLY AND ARE SUBJECT TO CHANGE WITHOUT NOTICE. ACCESS TO BALCONY AND/OR TERRACE DOOR TYPE MAY VARY. A STAIRS UP TO THE BALCONY AND/OR TERRACE MAY BE REQUIRED AT VENDOR'S DISCRETION. SIZE OF BATHROOM VANITY CAN VARY. POSITIONING OF BATHROOM VANITY AT VENDOR'S DISCRETION. BULKHEADS ARE NOT SHOWN ON THIS PLAN AND MAY BE LOCATED IN ANY AREAS OF THE UNIT AS REQUIRED BY THE VENDOR. FLOOR PLAN MAY BE MIRROR IMAGE OF WHAT IS SHOWN. ALL ILLUSTRATIONS ARE ARTIST CONCEPT ONLY. FURNITURE AND/OR KITCHEN ISLAND SHOWN ON MARKETING PLANS ARE DISPLAYED FOR ILLUSTRATION PURPOSES ONLY AND ARE NOT INCLUDED IN THE PURCHASE PRICE. E. & O.E. APRIL 2021.

# BRIGHTWATER TOWNS

SECOND FLOOR OPTIONS

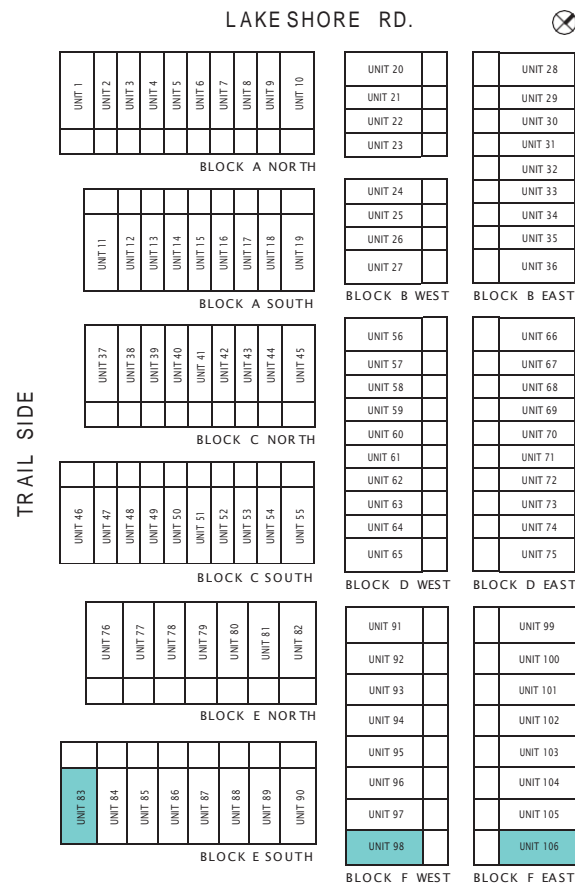
THREE/FOUR BEDROOM + FLEX

INTERIOR 2510 SF

EXTERIOR 945 SF

TOTAL 3455 SF

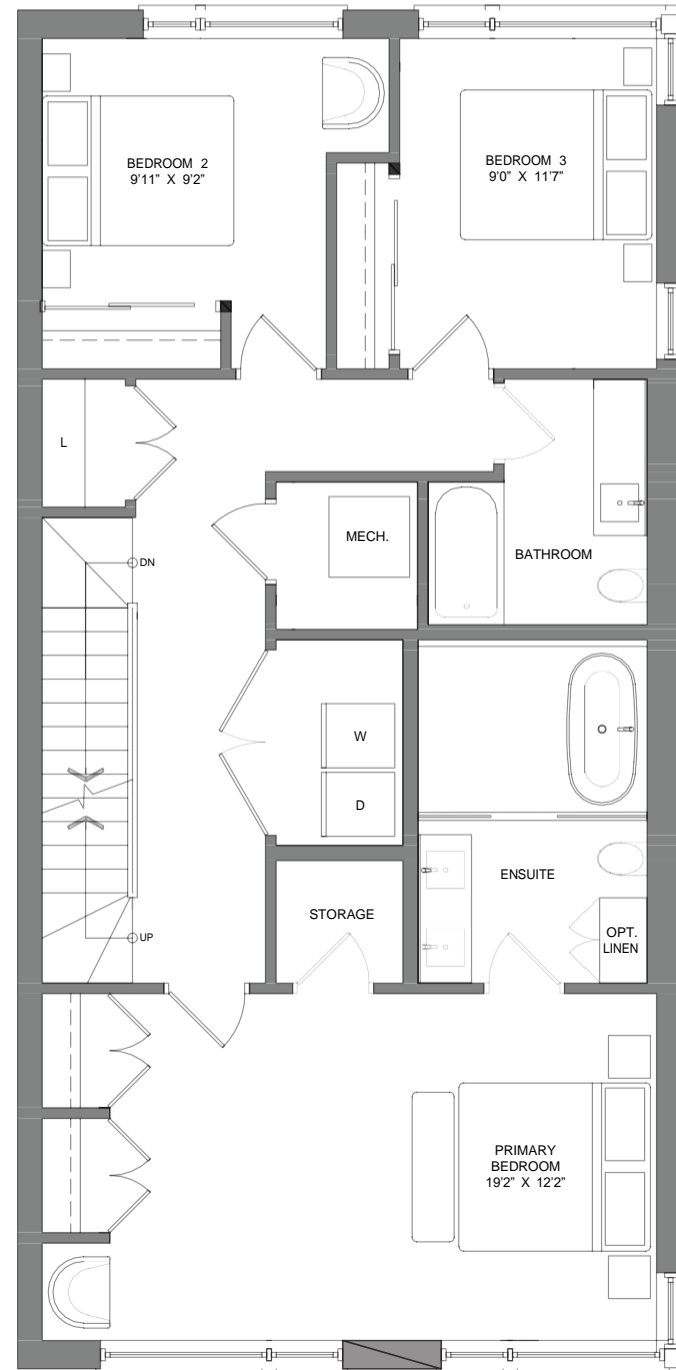
## 22.5' TOWNHOUSE TRAIL SIDE



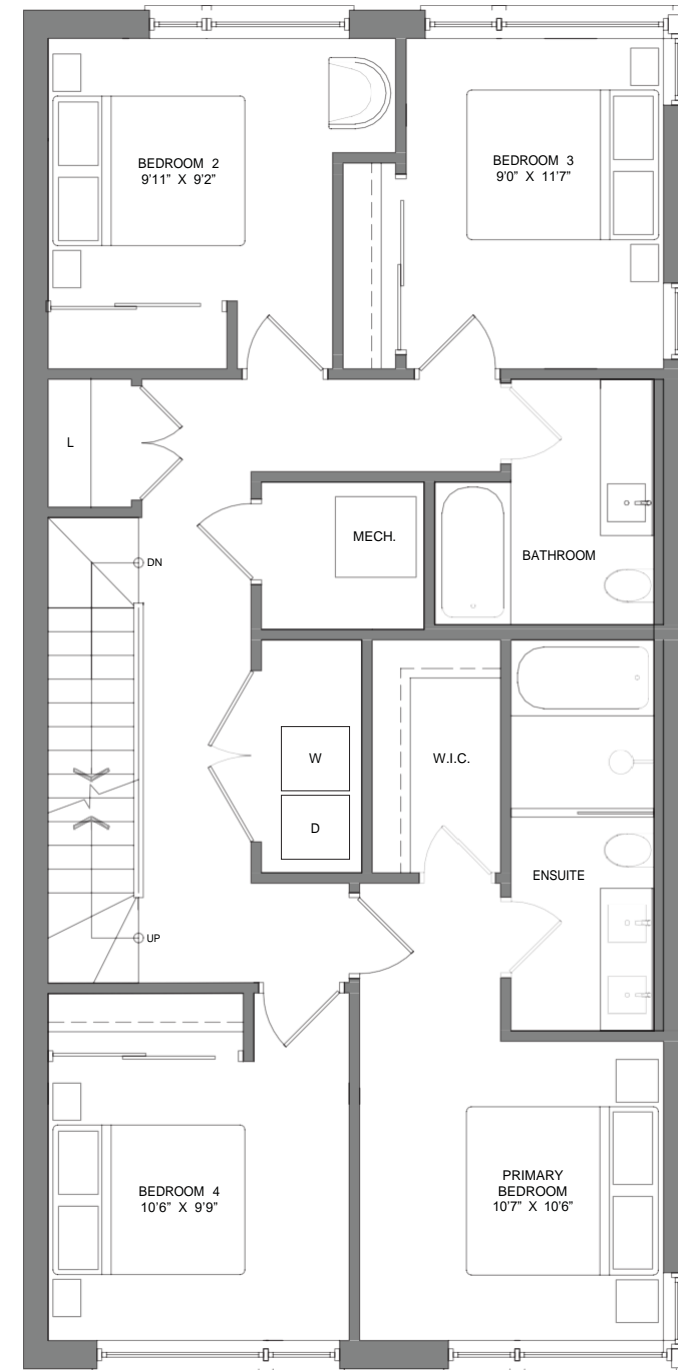
- TRAIL COLLECTION
- TERRACE COLLECTION
- MEWS COLLECTION

KILMER GROUP

THIS PLAN IS NOT TO SCALE AND IS SUBJECT TO ARCHITECTURAL REVIEW AND REVISIONS. ALL SPECIFICATIONS, MATERIALS, FLOORPLANS, STATED AREAS, DIMENSIONS AND DETAILS ARE APPROXIMATE ONLY AND ARE SUBJECT TO CHANGE WITHOUT NOTICE. ACTUAL USEABLE FLOOR SPACE MAY VARY FROM ANY STATED FLOOR AREA. WINDOW AND MULLION SIZES, TYPE AND LOCATIONS MAY VARY. BALCONY AND/OR TERRACE LOCATION, ENTRY, SIZE AND AREAS ARE APPROXIMATE ONLY AND ARE SUBJECT TO CHANGE WITHOUT NOTICE. ACCESS TO BALCONY AND/OR TERRACE DOOR TYPE MAY VARY. A STAIRS UP TO THE BALCONY AND/OR TERRACE MAY BE REQUIRED AT VENDOR'S DISCRETION. SIZE OF BATHROOM VANITY CAN VARY. POSITIONING OF BATHROOM VANITY AT VENDOR'S DISCRETION. BULKHEADS ARE NOT SHOWN ON THIS PLAN AND MAY BE LOCATED IN ANY AREAS OF THE UNIT AS REQUIRED BY THE VENDOR. FLOOR PLAN MAY BE MIRROR IMAGE OF WHAT IS SHOWN. ALL ILLUSTRATIONS ARE ARTIST CONCEPT ONLY. FURNITURE AND/OR KITCHEN ISLAND SHOWN ON MARKETING PLANS ARE DISPLAYED FOR ILLUSTRATION PURPOSES ONLY AND ARE NOT INCLUDED IN THE PURCHASE PRICE. E. & O.E. APRIL 2021.



SECOND FLOOR - OPT A  
3 BDRM



SECOND FLOOR - OPT B  
4 BDRM

**CLICK HERE TO  
COMPLETE  
YOUR ONLINE  
WORKSHEET  
NOW**

**BRIGHTWATER  
TOWNS**

**22.5' TOWNHOUSE  
STREET SIDE**

---

**THREE BEDROOM + FLEX**

INTERIOR 2510 SF

EXTERIOR 955 SF

TOTAL 3465 SF

# BRIGHTWATER TOWNS

GROUND FLOOR

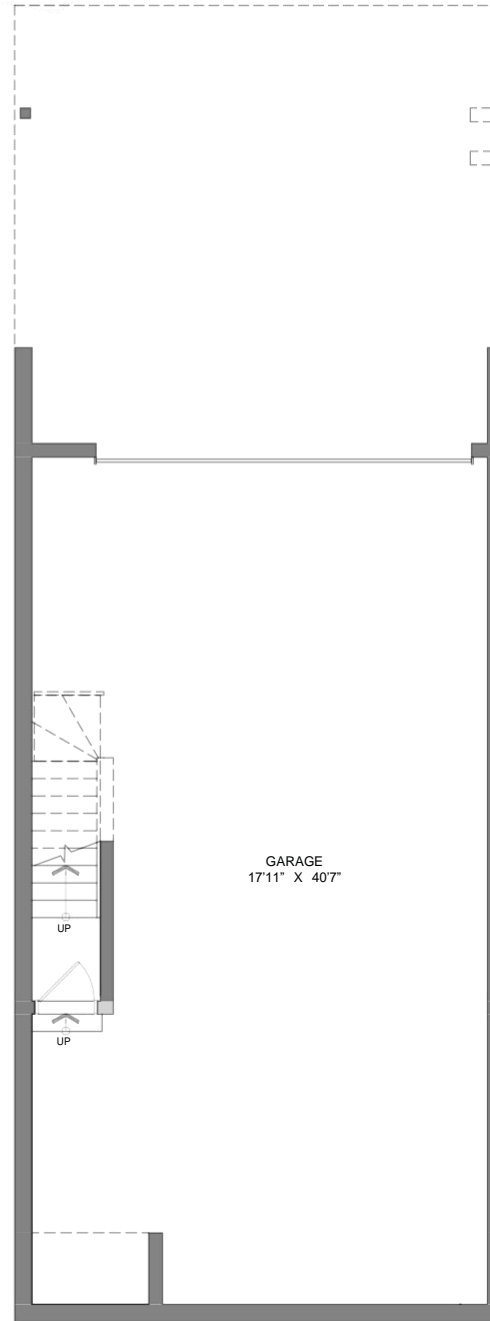
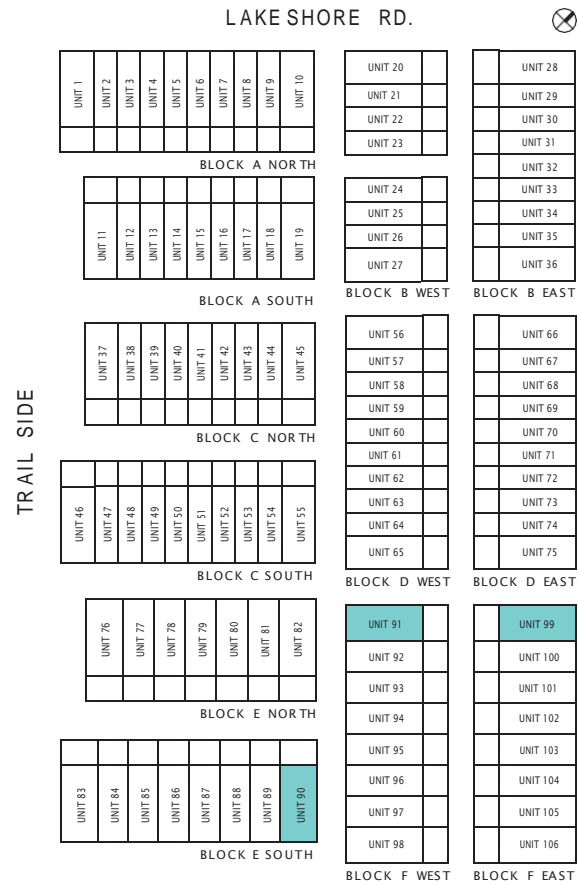
THREE BEDROOM + FLEX

INTERIOR 2510 SF

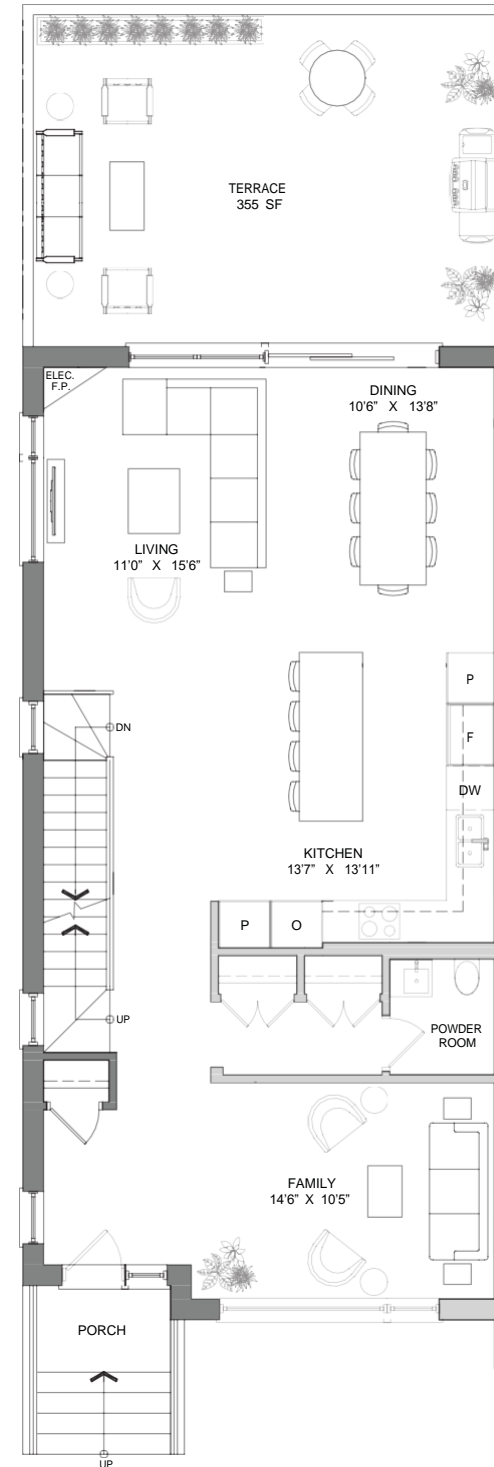
EXTERIOR 955 SF

TOTAL 3465 SF

## 22.5' TOWNHOUSE STREET SIDE



GARAGE LEVEL



GROUND FLOOR

KILMER GROUP DiamondCorp dream FRAM + Slokker

THIS PLAN IS NOT TO SCALE AND IS SUBJECT TO ARCHITECTURAL REVIEW AND REVISIONS. ALL SPECIFICATIONS, MATERIALS, FLOORPLANS, STATED AREAS, DIMENSIONS AND DETAILS ARE APPROXIMATE ONLY AND ARE SUBJECT TO CHANGE WITHOUT NOTICE. ACTUAL USEABLE FLOOR SPACE MAY VARY FROM ANY STATED FLOOR AREA. WINDOW AND MULLION SIZES, TYPE AND LOCATIONS MAY VARY. BALCONY AND/OR TERRACE LOCATION, ENTRY, SIZE AND AREAS ARE APPROXIMATE ONLY AND ARE SUBJECT TO CHANGE WITHOUT NOTICE. ACCESS TO BALCONY AND/OR TERRACE DOOR TYPE MAY VARY. A STAIRS UP TO THE BALCONY AND/OR TERRACE MAY BE REQUIRED AT VENDOR'S DISCRETION. SIZE OF BATHROOM VANITY CAN VARY. POSITIONING OF BATHROOM VANITY AT VENDOR'S DISCRETION. BULKHEADS ARE NOT SHOWN ON THIS PLAN AND MAY BE LOCATED IN ANY AREAS OF THE UNIT AS REQUIRED BY THE VENDOR. FLOOR PLAN MAY BE MIRROR IMAGE OF WHAT IS SHOWN. ALL ILLUSTRATIONS ARE ARTIST CONCEPT ONLY. FURNITURE AND/OR KITCHEN ISLAND SHOWN ON MARKETING PLANS ARE DISPLAYED FOR ILLUSTRATION PURPOSES ONLY AND ARE NOT INCLUDED IN THE PURCHASE PRICE. E. & O.E. APRIL 2021.

# BRIGHTWATER TOWNS

SECOND & THIRD FLOORS

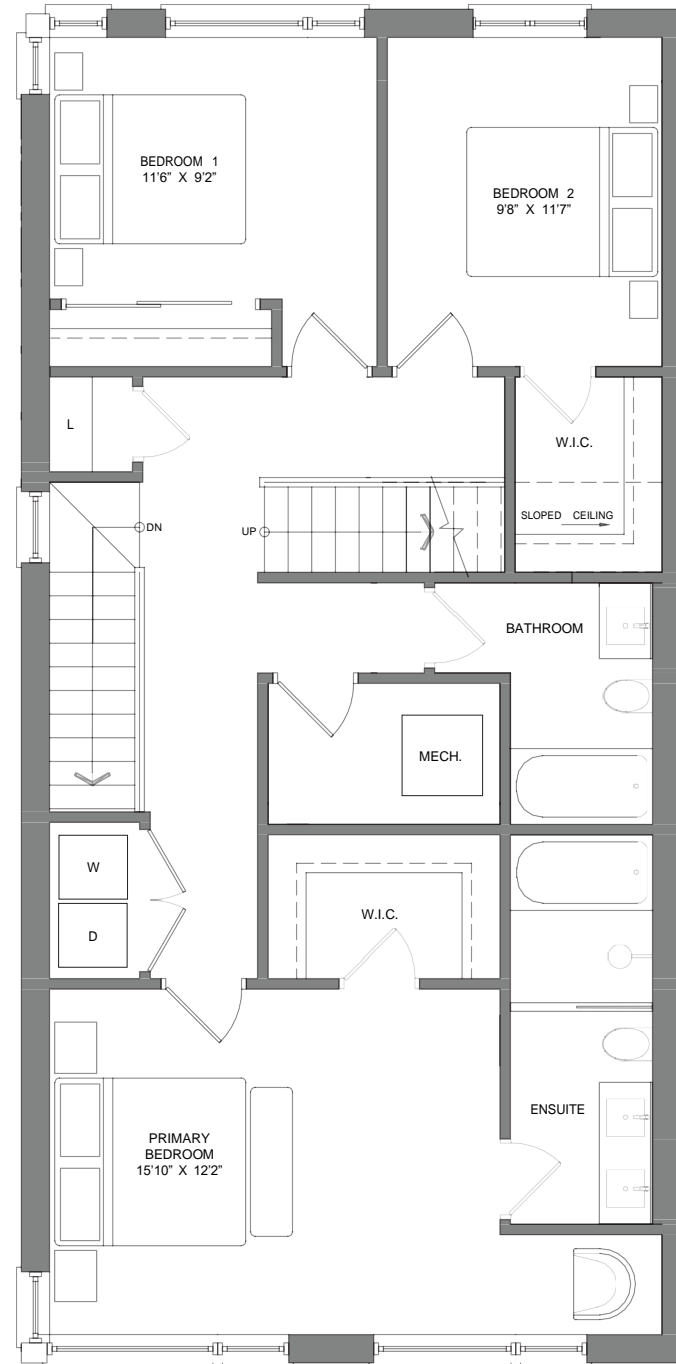
THREE BEDROOM + FLEX

INTERIOR 2510 SF

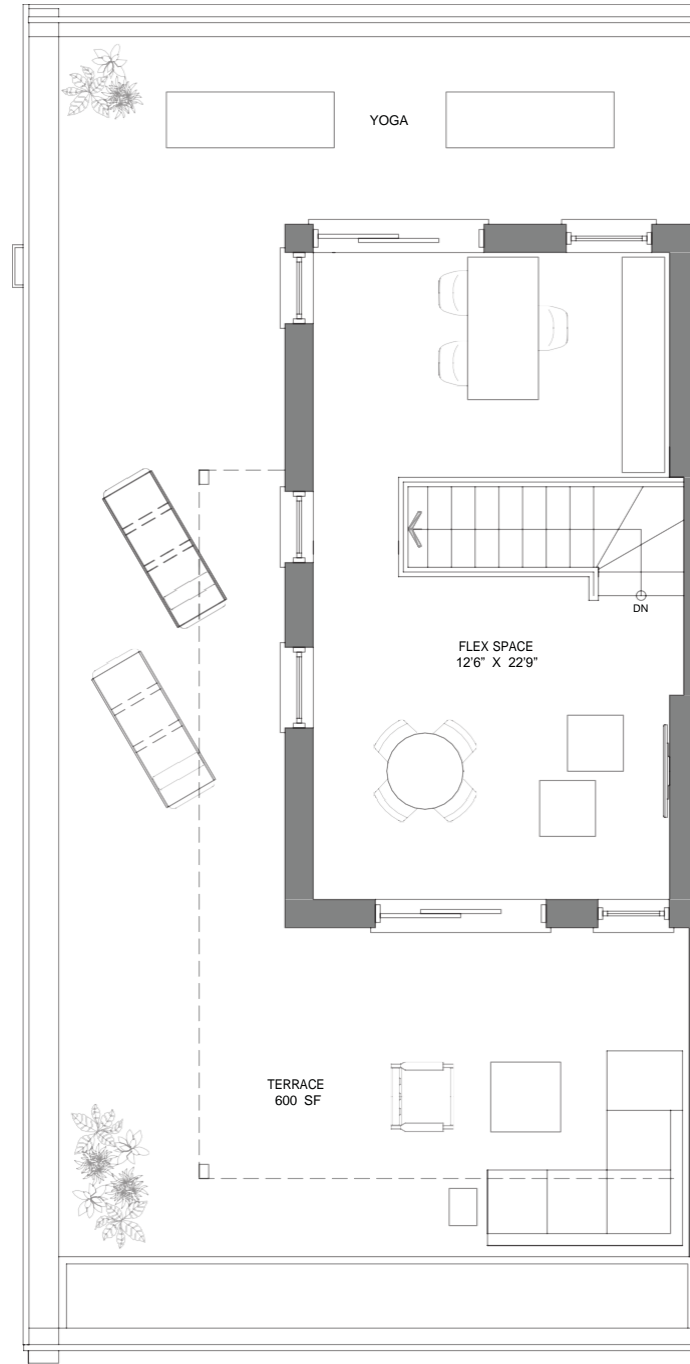
EXTERIOR 955 SF

TOTAL 3465 SF

## 22.5' TOWNHOUSE STREET SIDE



SECOND FLOOR



THIRD FLOOR

**CLICK HERE  
TO COMPLETE  
YOUR ONLINE  
WORKSHEET  
NOW**

**BRIGHTWATER  
TOWNS**

**23' TOWNHOUSE  
TRAIL SIDE**

---

**THREE/FOUR BEDROOM + FLEX**

INTERIOR 2567 SF

EXTERIOR 962 SF

TOTAL 3529 SF

# BRIGHTWATER TOWNS

GROUND FLOOR

THREE/FOUR BEDROOM + FLEX

INTERIOR 2567 SF

EXTERIOR 962 SF

TOTAL 3529 SF

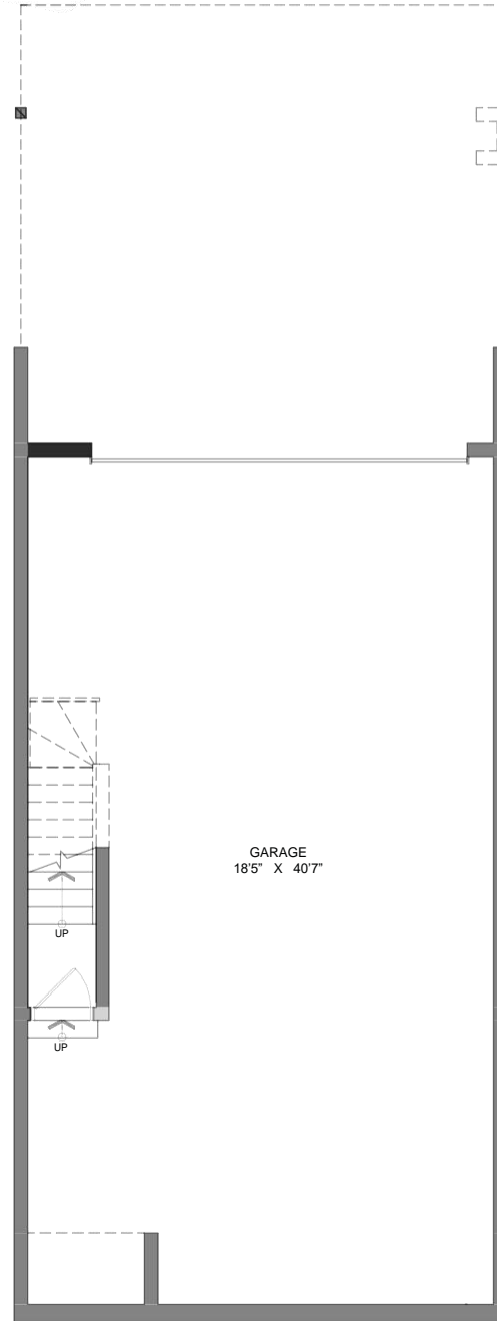
## 23' TOWNHOUSE TRAIL SIDE



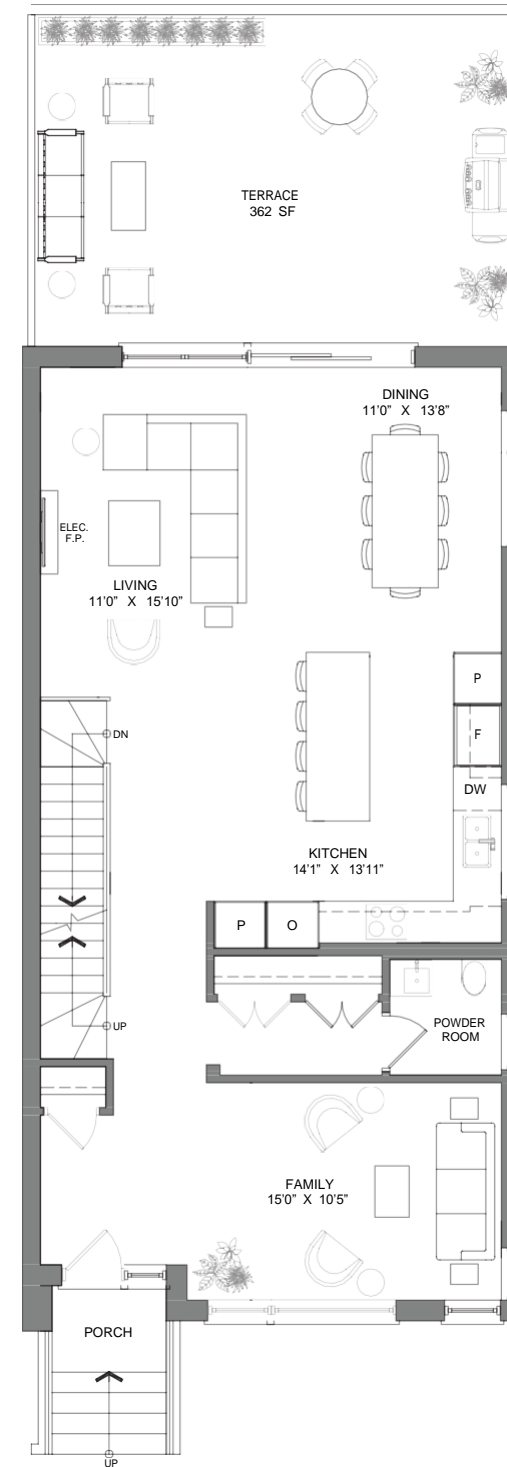
### MEWS

- TRAIL COLLECTION
- TERRACE COLLECTION
- MEWS COLLECTION

KILMER GROUP



GARAGE LEVEL



GROUND FLOOR


THIS PLAN IS NOT TO SCALE AND IS SUBJECT TO ARCHITECTURAL REVIEW AND REVISIONS. ALL SPECIFICATIONS, MATERIALS, FLOORPLANS, STATED AREAS, DIMENSIONS AND DETAILS ARE APPROXIMATE ONLY AND ARE SUBJECT TO CHANGE WITHOUT NOTICE. ACTUAL USEABLE FLOOR SPACE MAY VARY FROM ANY STATED FLOOR AREA. WINDOW AND MULLION SIZES, TYPE AND LOCATIONS MAY VARY. BALCONY AND/OR TERRACE LOCATION, ENTRY, SIZE AND AREAS ARE APPROXIMATE ONLY AND ARE SUBJECT TO CHANGE WITHOUT NOTICE. ACCESS TO BALCONY AND/OR TERRACE DOOR TYPE MAY VARY. A STAIRS UP TO THE BALCONY AND/OR TERRACE MAY BE REQUIRED AT VENDOR'S DISCRETION. SIZE OF BATHROOM VANITY CAN VARY. POSITIONING OF BATHROOM VANITY AT VENDOR'S DISCRETION. BULKHEADS ARE NOT SHOWN ON THIS PLAN AND MAY BE LOCATED IN ANY AREAS OF THE UNIT AS REQUIRED BY THE VENDOR. FLOOR PLAN MAY BE MIRROR IMAGE OF WHAT IS SHOWN. ALL ILLUSTRATIONS ARE ARTIST CONCEPT ONLY. FURNITURE AND/OR KITCHEN ISLAND SHOWN ON MARKETING PLANS ARE DISPLAYED FOR ILLUSTRATION PURPOSES ONLY AND ARE NOT INCLUDED IN THE PURCHASE PRICE. E. & O.E. APRIL 2021.



# BRIGHTWATER TOWNS

SECOND FLOOR OPTIONS	THREE/FOUR BEDROOM + FLEX	INTERIOR 2567 SF	EXTERIOR 962 SF	TOTAL 3529 SF
----------------------	---------------------------	------------------	-----------------	---------------

## 23' TOWNHOUSE TRAIL SIDE

LAKE SHORE RD. 

UNIT 1	UNIT 2	UNIT 3	UNIT 4	UNIT 5	UNIT 6	UNIT 7	UNIT 8	UNIT 9	UNIT 10
--------	--------	--------	--------	--------	--------	--------	--------	--------	---------

BLOCK A NORTH

UNIT 11	UNIT 12	UNIT 13	UNIT 14	UNIT 15	UNIT 16	UNIT 17	UNIT 18	UNIT 19
---------	---------	---------	---------	---------	---------	---------	---------	---------

BLOCK A SOUTH

UNIT 20	UNIT 21	UNIT 22	UNIT 23
---------	---------	---------	---------

BLOCK B WEST

UNIT 24	UNIT 25	UNIT 26	UNIT 27
---------	---------	---------	---------

BLOCK B EAST

UNIT 28	UNIT 29	UNIT 30	UNIT 31	UNIT 32	UNIT 33	UNIT 34	UNIT 35	UNIT 36
---------	---------	---------	---------	---------	---------	---------	---------	---------

BLOCK C NORTH

UNIT 37	UNIT 38	UNIT 39	UNIT 40	UNIT 41	UNIT 42	UNIT 43	UNIT 44	UNIT 45
---------	---------	---------	---------	---------	---------	---------	---------	---------

BLOCK C SOUTH

UNIT 46	UNIT 47	UNIT 48	UNIT 49	UNIT 50	UNIT 51	UNIT 52	UNIT 53	UNIT 54	UNIT 55
---------	---------	---------	---------	---------	---------	---------	---------	---------	---------

BLOCK D WEST

UNIT 56	UNIT 57	UNIT 58	UNIT 59	UNIT 60	UNIT 61	UNIT 62	UNIT 63	UNIT 64	UNIT 65
---------	---------	---------	---------	---------	---------	---------	---------	---------	---------

BLOCK D EAST

UNIT 66	UNIT 67	UNIT 68	UNIT 69	UNIT 70	UNIT 71	UNIT 72	UNIT 73	UNIT 74	UNIT 75
---------	---------	---------	---------	---------	---------	---------	---------	---------	---------

BLOCK E NORTH

UNIT 76	UNIT 77	UNIT 78	UNIT 79	UNIT 80	UNIT 81	UNIT 82
---------	---------	---------	---------	---------	---------	---------

BLOCK E SOUTH

UNIT 83	UNIT 84	UNIT 85	UNIT 86	UNIT 87	UNIT 88	UNIT 89	UNIT 90
---------	---------	---------	---------	---------	---------	---------	---------




BLOCK F WEST

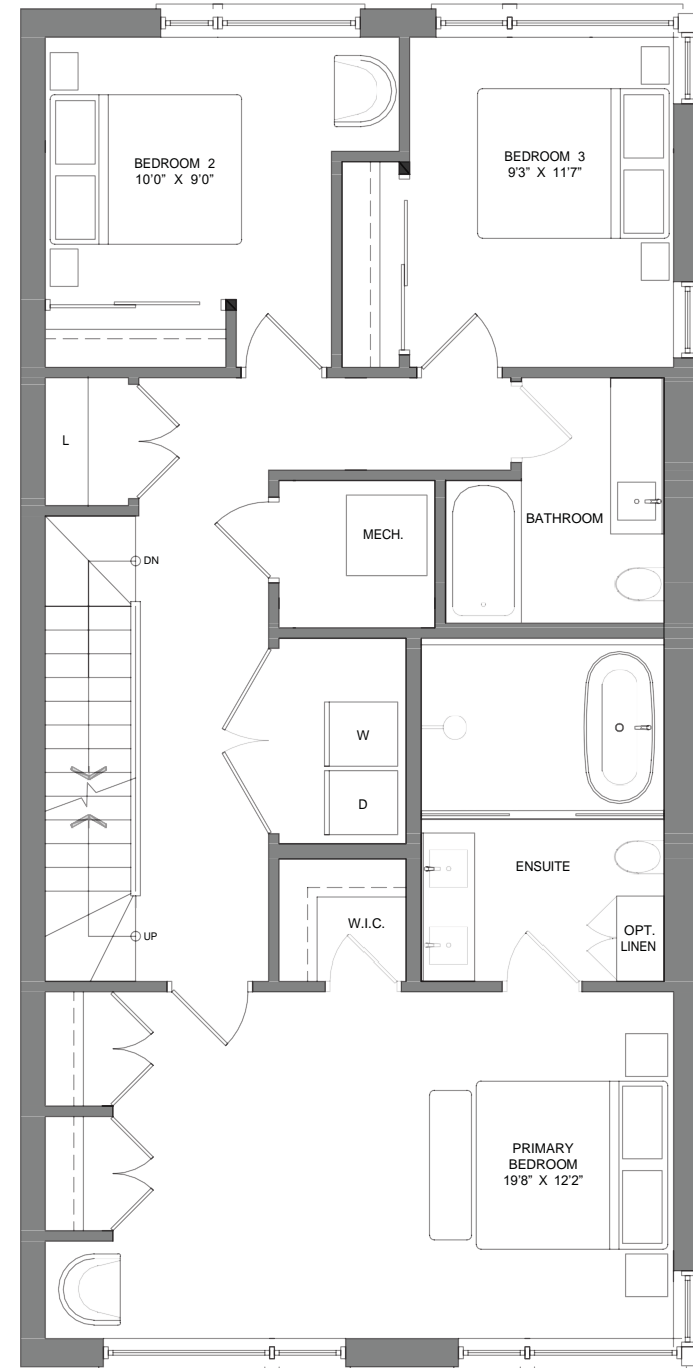
UNIT 91	UNIT 92	UNIT 93	UNIT 94	UNIT 95	UNIT 96	UNIT 97	UNIT 98
---------	---------	---------	---------	---------	---------	---------	---------

BLOCK F EAST

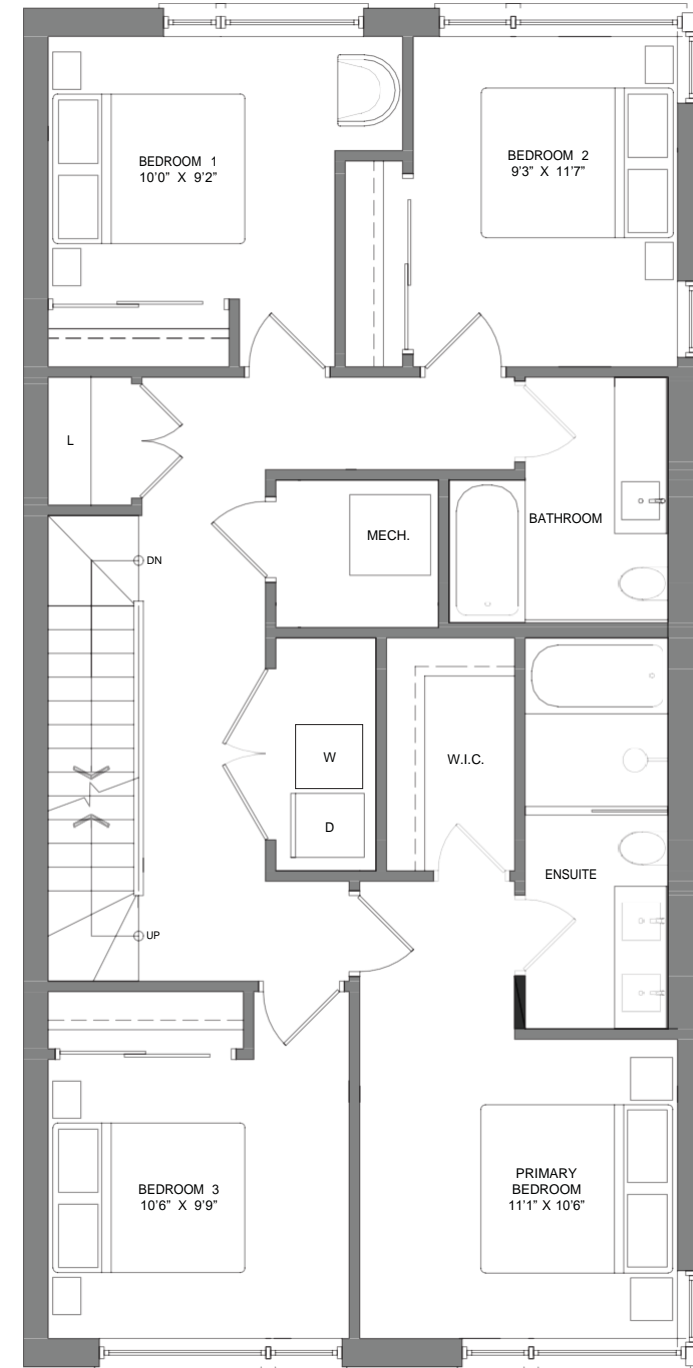
UNIT 99	UNIT 100	UNIT 101	UNIT 102	UNIT 103	UNIT 104	UNIT 105	UNIT 106
---------	----------	----------	----------	----------	----------	----------	----------

MEWS

-  TRAIL COLLECTION
-  TERRACE COLLECTION
-  MEWS COLLECTION



SECOND FLOOR - OPT A  
3 BDRM



SECOND FLOOR - OPT B  
4 BDRM

# BRIGHTWATER TOWNS

THIRD FLOOR

THREE/FOUR BEDROOM + FLEX

INTERIOR 2567 SF

EXTERIOR 962 SF

TOTAL 3529 SF

## 23' TOWNHOUSE TRAIL SIDE

LAKE SHORE RD. 

UNIT 1	UNIT 2	UNIT 3	UNIT 4	UNIT 5	UNIT 6	UNIT 7	UNIT 8	UNIT 9	UNIT 10
--------	--------	--------	--------	--------	--------	--------	--------	--------	---------

BLOCK A NORTH

UNIT 11	UNIT 12	UNIT 13	UNIT 14	UNIT 15	UNIT 16	UNIT 17	UNIT 18	UNIT 19
---------	---------	---------	---------	---------	---------	---------	---------	---------

BLOCK A SOUTH

UNIT 20	UNIT 21	UNIT 22	UNIT 23
---------	---------	---------	---------

UNIT 24	UNIT 25	UNIT 26	UNIT 27
---------	---------	---------	---------

BLOCK B WEST

UNIT 28	UNIT 29	UNIT 30	UNIT 31	UNIT 32	UNIT 33	UNIT 34	UNIT 35	UNIT 36
---------	---------	---------	---------	---------	---------	---------	---------	---------

UNIT 37	UNIT 38	UNIT 39	UNIT 40	UNIT 41	UNIT 42	UNIT 43	UNIT 44	UNIT 45
---------	---------	---------	---------	---------	---------	---------	---------	---------

BLOCK B EAST

UNIT 46	UNIT 47	UNIT 48	UNIT 49	UNIT 50	UNIT 51	UNIT 52	UNIT 53	UNIT 54	UNIT 55
---------	---------	---------	---------	---------	---------	---------	---------	---------	---------

BLOCK C NORTH

UNIT 56	UNIT 57	UNIT 58	UNIT 59	UNIT 60	UNIT 61	UNIT 62	UNIT 63	UNIT 64	UNIT 65
---------	---------	---------	---------	---------	---------	---------	---------	---------	---------

BLOCK C SOUTH

UNIT 56	UNIT 57	UNIT 58	UNIT 59	UNIT 60	UNIT 61	UNIT 62	UNIT 63	UNIT 64	UNIT 65
---------	---------	---------	---------	---------	---------	---------	---------	---------	---------

UNIT 66	UNIT 67	UNIT 68	UNIT 69	UNIT 70	UNIT 71	UNIT 72	UNIT 73	UNIT 74	UNIT 75
---------	---------	---------	---------	---------	---------	---------	---------	---------	---------

BLOCK D WEST

UNIT 66	UNIT 67	UNIT 68	UNIT 69	UNIT 70	UNIT 71	UNIT 72	UNIT 73	UNIT 74	UNIT 75
---------	---------	---------	---------	---------	---------	---------	---------	---------	---------

UNIT 91	UNIT 92	UNIT 93	UNIT 94	UNIT 95	UNIT 96	UNIT 97	UNIT 98
---------	---------	---------	---------	---------	---------	---------	---------

BLOCK D EAST

UNIT 76	UNIT 77	UNIT 78	UNIT 79	UNIT 80	UNIT 81	UNIT 82
---------	---------	---------	---------	---------	---------	---------

BLOCK E NORTH

UNIT 83	UNIT 84	UNIT 85	UNIT 86	UNIT 87	UNIT 88	UNIT 89	UNIT 90
---------	---------	---------	---------	---------	---------	---------	---------

BLOCK E SOUTH

UNIT 91	UNIT 92	UNIT 93	UNIT 94	UNIT 95	UNIT 96	UNIT 97	UNIT 98
---------	---------	---------	---------	---------	---------	---------	---------




UNIT 99	UNIT 100	UNIT 101	UNIT 102	UNIT 103	UNIT 104	UNIT 105	UNIT 106
---------	----------	----------	----------	----------	----------	----------	----------

BLOCK F WEST

UNIT 99	UNIT 100	UNIT 101	UNIT 102	UNIT 103	UNIT 104	UNIT 105	UNIT 106
---------	----------	----------	----------	----------	----------	----------	----------

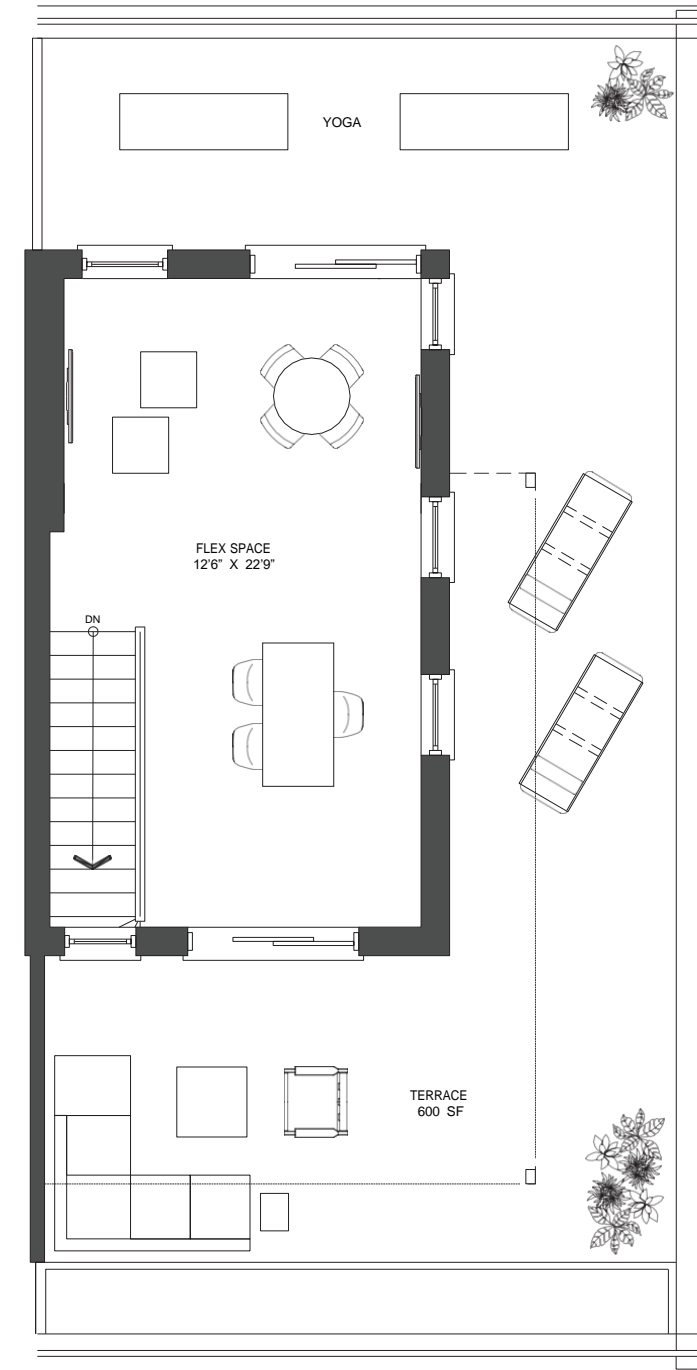
BLOCK F EAST

MEWS

-  TRAIL COLLECTION
-  TERRACE COLLECTION
-  MEWS COLLECTION

KILMER GROUP   

THIS PLAN IS NOT TO SCALE AND IS SUBJECT TO ARCHITECTURAL REVIEW AND REVISIONS. ALL SPECIFICATIONS, MATERIALS, FLOORPLANS, STATED AREAS, DIMENSIONS AND DETAILS ARE APPROXIMATE ONLY AND ARE SUBJECT TO CHANGE WITHOUT NOTICE. ACTUAL USEABLE FLOOR SPACE MAY VARY FROM ANY STATED FLOOR AREA. WINDOW AND MULLION SIZES, TYPE AND LOCATIONS MAY VARY. BALCONY AND/OR TERRACE LOCATION, ENTRY, SIZE AND AREAS ARE APPROXIMATE ONLY AND ARE SUBJECT TO CHANGE WITHOUT NOTICE. ACCESS TO BALCONY AND/OR TERRACE DOOR TYPE MAY VARY. A STAIRS UP TO THE BALCONY AND/OR TERRACE MAY BE REQUIRED AT VENDOR'S DISCRETION. SIZE OF BATHROOM VANITY CAN VARY. POSITIONING OF BATHROOM VANITY AT VENDOR'S DISCRETION. BULKHEADS ARE NOT SHOWN ON THIS PLAN AND MAY BE LOCATED IN ANY AREAS OF THE UNIT AS REQUIRED BY THE VENDOR. FLOOR PLAN MAY BE MIRROR IMAGE OF WHAT IS SHOWN. ALL ILLUSTRATIONS ARE ARTIST CONCEPT ONLY. FURNITURE AND/OR KITCHEN ISLAND SHOWN ON MARKETING PLANS ARE DISPLAYED FOR ILLUSTRATION PURPOSES ONLY AND ARE NOT INCLUDED IN THE PURCHASE PRICE. E. & O.E. APRIL 2021.



THIRD FLOOR

**CLICK HERE  
TO COMPLETE  
YOUR ONLINE  
WORKSHEET  
NOW**

**BRIGHTWATER  
TOWNS**

**23' TOWNHOUSE  
STREET SIDE**

---

**THREE BEDROOM + FLEX**

INTERIOR 2559 SF

EXTERIOR 962 SF

TOTAL 3521 SF

# BRIGHTWATER TOWNS

GROUND FLOOR

THREE BEDROOM + FLEX

INTERIOR 2559 SF

EXTERIOR 962 SF

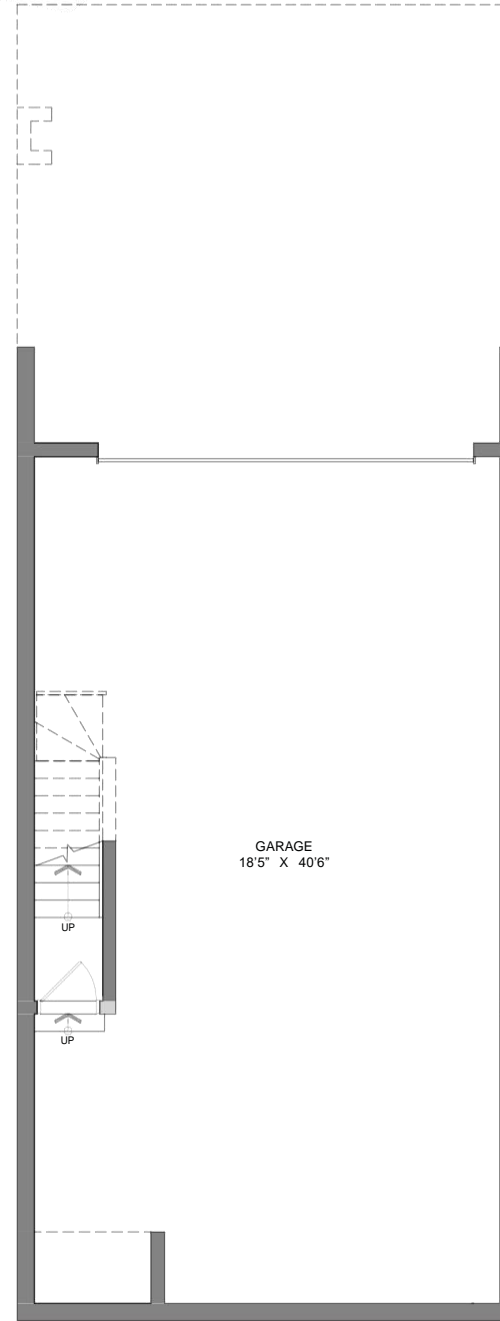
TOTAL 3521 SF

## 23' TOWNHOUSE STREET SIDE

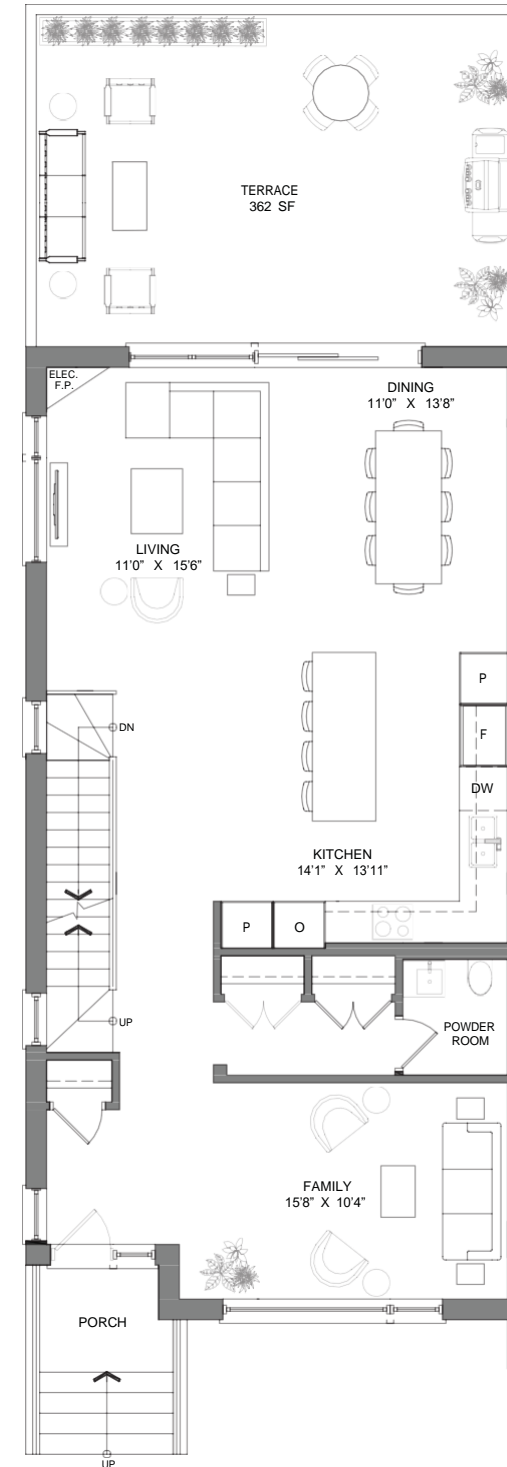


- TRAIL COLLECTION
- TERRACE COLLECTION
- MEWS COLLECTION

KILMER GROUP



GARAGE LEVEL




GROUND FLOOR

THIS PLAN IS NOT TO SCALE AND IS SUBJECT TO ARCHITECTURAL REVIEW AND REVISIONS. ALL SPECIFICATIONS, MATERIALS, FLOORPLANS, STATED AREAS, DIMENSIONS AND DETAILS ARE APPROXIMATE ONLY AND ARE SUBJECT TO CHANGE WITHOUT NOTICE. ACTUAL USEABLE FLOOR SPACE MAY VARY FROM ANY STATED FLOOR AREA. WINDOW AND MULLION SIZES, TYPE AND LOCATIONS MAY VARY. BALCONY AND/OR TERRACE LOCATION, ENTRY, SIZE AND AREAS ARE APPROXIMATE ONLY AND ARE SUBJECT TO CHANGE WITHOUT NOTICE. ACCESS TO BALCONY AND/OR TERRACE DOOR TYPE MAY VARY. A STAIRS UP TO THE BALCONY AND/OR TERRACE MAY BE REQUIRED AT VENDOR'S DISCRETION. SIZE OF BATHROOM VANITY CAN VARY. POSITIONING OF BATHROOM VANITY AT VENDOR'S DISCRETION. BULKHEADS ARE NOT SHOWN ON THIS PLAN AND MAY BE LOCATED IN ANY AREAS OF THE UNIT AS REQUIRED BY THE VENDOR. FLOOR PLAN MAY BE MIRROR IMAGE OF WHAT IS SHOWN. ALL ILLUSTRATIONS ARE ARTIST CONCEPT ONLY. FURNITURE AND/OR KITCHEN ISLAND SHOWN ON MARKETING PLANS ARE DISPLAYED FOR ILLUSTRATION PURPOSES ONLY AND ARE NOT INCLUDED IN THE PURCHASE PRICE. E. & O.E. APRIL 2021.

# BRIGHTWATER TOWNS

SECOND & THIRD FLOORS	THREE BEDROOM + FLEX	INTERIOR 2559 SF	EXTERIOR 962 SF	TOTAL 3521 SF
-----------------------	----------------------	------------------	-----------------	---------------

## 23' TOWNHOUSE STREET SIDE

LAKE SHORE RD. 

UNIT 1	UNIT 2	UNIT 3	UNIT 4	UNIT 5	UNIT 6	UNIT 7	UNIT 8	UNIT 9	UNIT 10
--------	--------	--------	--------	--------	--------	--------	--------	--------	---------

BLOCK A NORTH

UNIT 11	UNIT 12	UNIT 13	UNIT 14	UNIT 15	UNIT 16	UNIT 17	UNIT 18	UNIT 19
---------	---------	---------	---------	---------	---------	---------	---------	---------

BLOCK A SOUTH

UNIT 37	UNIT 38	UNIT 39	UNIT 40	UNIT 41	UNIT 42	UNIT 43	UNIT 44	UNIT 45
---------	---------	---------	---------	---------	---------	---------	---------	---------

BLOCK C NORTH

UNIT 46	UNIT 47	UNIT 48	UNIT 49	UNIT 50	UNIT 51	UNIT 52	UNIT 53	UNIT 54	UNIT 55
---------	---------	---------	---------	---------	---------	---------	---------	---------	---------

BLOCK C SOUTH

UNIT 76	UNIT 77	UNIT 78	UNIT 79	UNIT 80	UNIT 81	UNIT 82
---------	---------	---------	---------	---------	---------	---------

BLOCK E NORTH

UNIT 83	UNIT 84	UNIT 85	UNIT 86	UNIT 87	UNIT 88	UNIT 89	UNIT 90
---------	---------	---------	---------	---------	---------	---------	---------

BLOCK E SOUTH

UNIT 20	UNIT 21	UNIT 22	UNIT 23
---------	---------	---------	---------

BLOCK B WEST

UNIT 24	UNIT 25	UNIT 26	UNIT 27
---------	---------	---------	---------

BLOCK B EAST

UNIT 28	UNIT 29	UNIT 30	UNIT 31	UNIT 32	UNIT 33	UNIT 34	UNIT 35	UNIT 36
---------	---------	---------	---------	---------	---------	---------	---------	---------

UNIT 56	UNIT 57	UNIT 58	UNIT 59	UNIT 60	UNIT 61	UNIT 62	UNIT 63	UNIT 64	UNIT 65
---------	---------	---------	---------	---------	---------	---------	---------	---------	---------

BLOCK D WEST

UNIT 66	UNIT 67	UNIT 68	UNIT 69	UNIT 70	UNIT 71	UNIT 72	UNIT 73	UNIT 74	UNIT 75
---------	---------	---------	---------	---------	---------	---------	---------	---------	---------

BLOCK D EAST




UNIT 91	UNIT 92	UNIT 93	UNIT 94	UNIT 95	UNIT 96	UNIT 97	UNIT 98
---------	---------	---------	---------	---------	---------	---------	---------

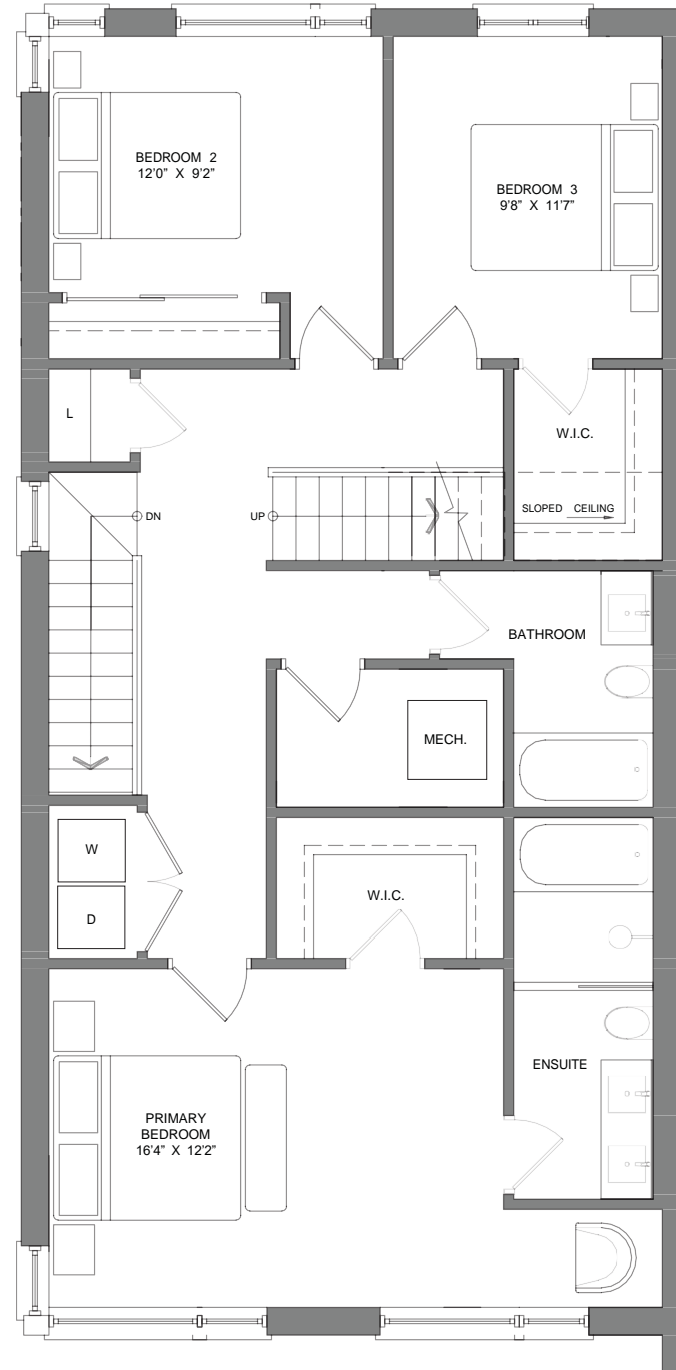
BLOCK F WEST

UNIT 99	UNIT 100	UNIT 101	UNIT 102	UNIT 103	UNIT 104	UNIT 105	UNIT 106
---------	----------	----------	----------	----------	----------	----------	----------

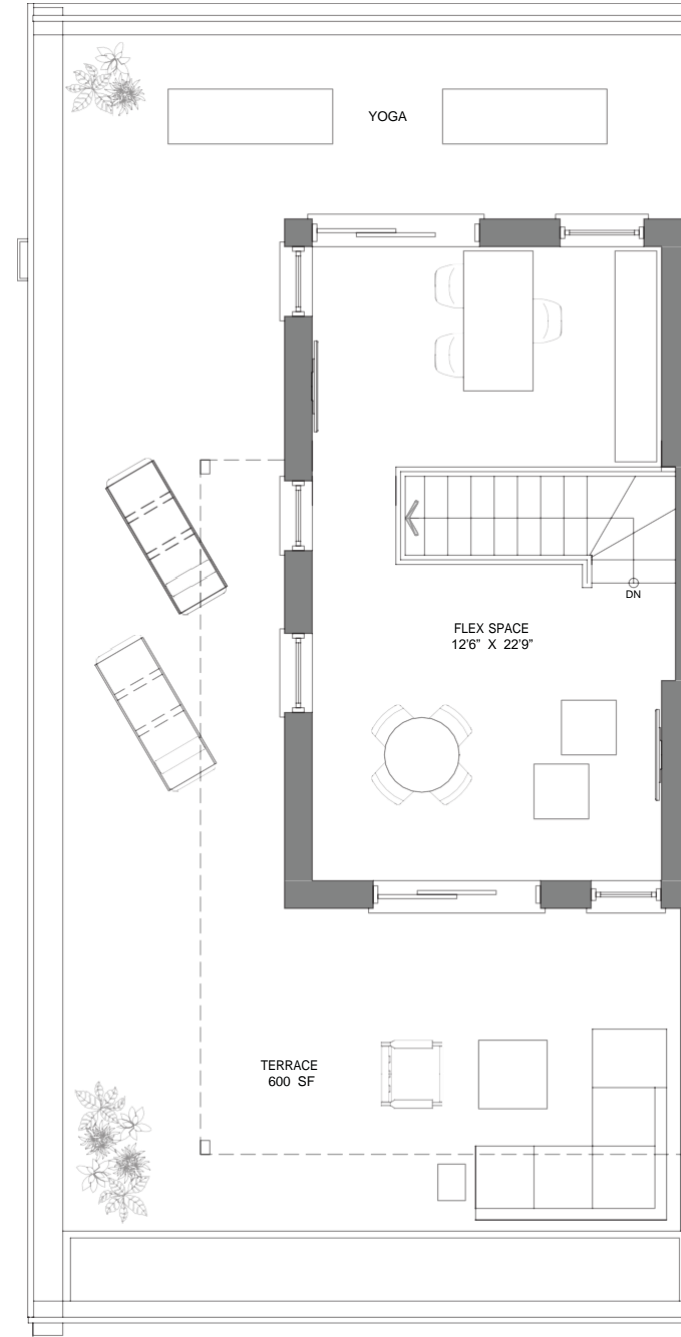
BLOCK F EAST

MEWS

-  TRAIL COLLECTION
-  TERRACE COLLECTION
-  MEWS COLLECTION



SECOND FLOOR



THIRD FLOOR

**CLICK HERE  
TO COMPLETE  
YOUR ONLINE  
WORKSHEET  
NOW**

**BRIGHTWATER  
TOWNS**

**23' TOWNHOUSE  
TRAIL SIDE**

---

**THREE/FOUR BEDROOM + FLEX**

INTERIOR 2567 SF

EXTERIOR 962 SF


TOTAL 3529 SF



# BRIGHTWATER TOWNS

SECOND FLOOR OPTIONS	THREE/FOUR BEDROOM + FLEX	INTERIOR 2567 SF	EXTERIOR 962 SF	TOTAL 3529 SF
----------------------	---------------------------	------------------	-----------------	---------------

## 23' TOWNHOUSE TRAIL SIDE

LAKE SHORE RD. 

UNIT 1	UNIT 2	UNIT 3	UNIT 4	UNIT 5	UNIT 6	UNIT 7	UNIT 8	UNIT 9	UNIT 10
--------	--------	--------	--------	--------	--------	--------	--------	--------	---------

BLOCK A NORTH

UNIT 11	UNIT 12	UNIT 13	UNIT 14	UNIT 15	UNIT 16	UNIT 17	UNIT 18	UNIT 19
---------	---------	---------	---------	---------	---------	---------	---------	---------

BLOCK A SOUTH

UNIT 20	UNIT 21	UNIT 22	UNIT 23
---------	---------	---------	---------

BLOCK B WEST

UNIT 24	UNIT 25	UNIT 26	UNIT 27
---------	---------	---------	---------

BLOCK B EAST

UNIT 28	UNIT 29	UNIT 30	UNIT 31	UNIT 32	UNIT 33	UNIT 34	UNIT 35	UNIT 36
---------	---------	---------	---------	---------	---------	---------	---------	---------

BLOCK C NORTH

UNIT 37	UNIT 38	UNIT 39	UNIT 40	UNIT 41	UNIT 42	UNIT 43	UNIT 44	UNIT 45
---------	---------	---------	---------	---------	---------	---------	---------	---------

BLOCK C SOUTH

UNIT 46	UNIT 47	UNIT 48	UNIT 49	UNIT 50	UNIT 51	UNIT 52	UNIT 53	UNIT 54	UNIT 55
---------	---------	---------	---------	---------	---------	---------	---------	---------	---------

BLOCK D WEST

UNIT 56	UNIT 57	UNIT 58	UNIT 59	UNIT 60	UNIT 61	UNIT 62	UNIT 63	UNIT 64	UNIT 65
---------	---------	---------	---------	---------	---------	---------	---------	---------	---------

BLOCK D EAST

UNIT 66	UNIT 67	UNIT 68	UNIT 69	UNIT 70	UNIT 71	UNIT 72	UNIT 73	UNIT 74	UNIT 75
---------	---------	---------	---------	---------	---------	---------	---------	---------	---------

BLOCK E NORTH

UNIT 76	UNIT 77	UNIT 78	UNIT 79	UNIT 80	UNIT 81	UNIT 82
---------	---------	---------	---------	---------	---------	---------

BLOCK E SOUTH

UNIT 83	UNIT 84	UNIT 85	UNIT 86	UNIT 87	UNIT 88	UNIT 89	UNIT 90
---------	---------	---------	---------	---------	---------	---------	---------




BLOCK F WEST

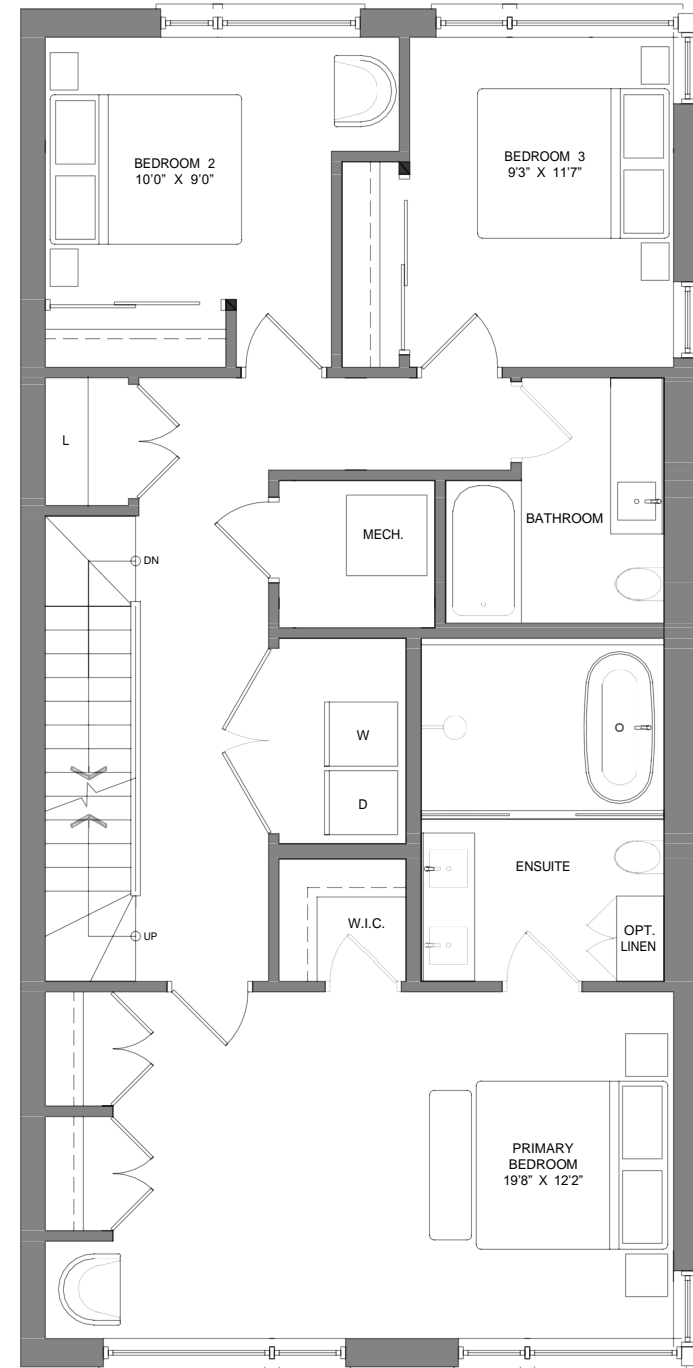
UNIT 91	UNIT 92	UNIT 93	UNIT 94	UNIT 95	UNIT 96	UNIT 97	UNIT 98
---------	---------	---------	---------	---------	---------	---------	---------

BLOCK F EAST

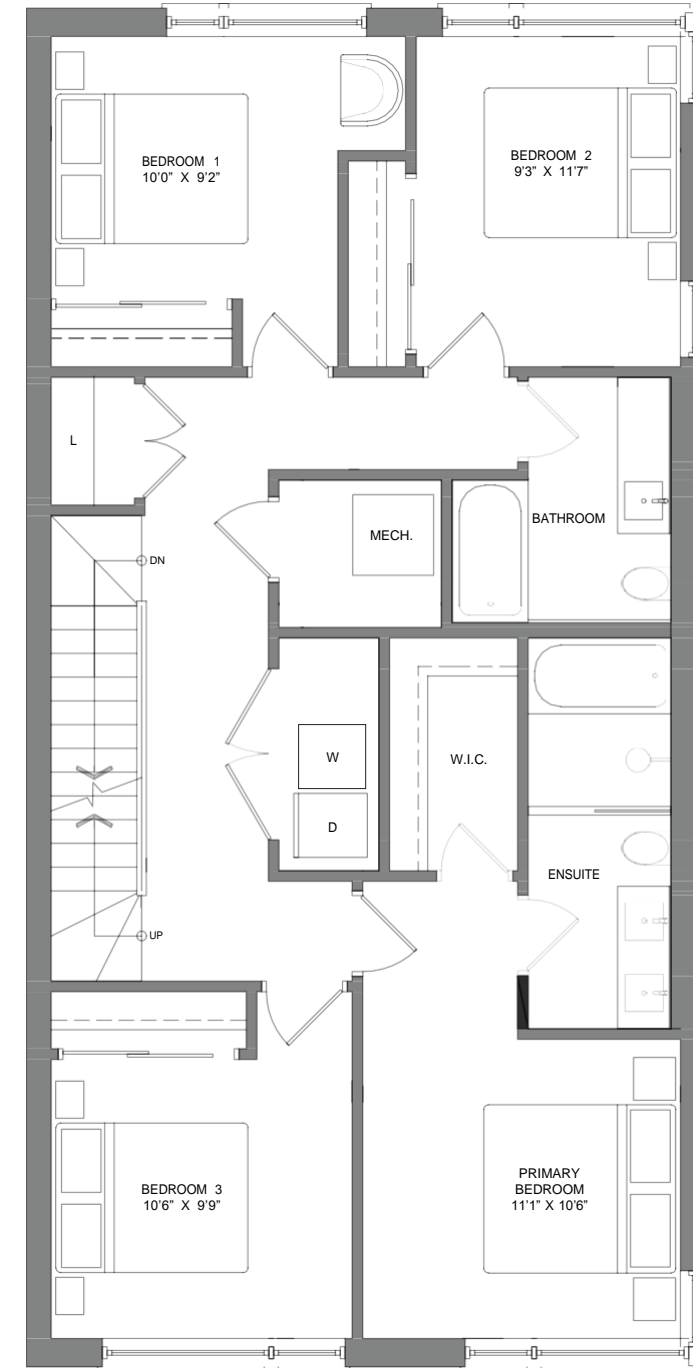
UNIT 99	UNIT 100	UNIT 101	UNIT 102	UNIT 103	UNIT 104	UNIT 105	UNIT 106
---------	----------	----------	----------	----------	----------	----------	----------

MEWS

-  TRAIL COLLECTION
-  TERRACE COLLECTION
-  MEWS COLLECTION



SECOND FLOOR - OPT A  
3 BDRM



SECOND FLOOR - OPT B  
4 BDRM



# BRIGHTWATER TOWNS

THIRD FLOOR

THREE/FOUR BEDROOM + FLEX

INTERIOR 2567 SF

EXTERIOR 962 SF

TOTAL 3529 SF

## 23' TOWNHOUSE TRAIL SIDE

LAKE SHORE RD. 

UNIT 1	UNIT 2	UNIT 3	UNIT 4	UNIT 5	UNIT 6	UNIT 7	UNIT 8	UNIT 9	UNIT 10
--------	--------	--------	--------	--------	--------	--------	--------	--------	---------

BLOCK A NORTH

UNIT 11	UNIT 12	UNIT 13	UNIT 14	UNIT 15	UNIT 16	UNIT 17	UNIT 18	UNIT 19
---------	---------	---------	---------	---------	---------	---------	---------	---------

BLOCK A SOUTH

UNIT 20								
UNIT 21								
UNIT 22								
UNIT 23								

UNIT 24								
UNIT 25								
UNIT 26								
UNIT 27								

BLOCK B WEST

UNIT 28								
UNIT 29								
UNIT 30								
UNIT 31								

UNIT 32								
UNIT 33								
UNIT 34								
UNIT 35								

BLOCK B EAST

UNIT 37	UNIT 38	UNIT 39	UNIT 40	UNIT 41	UNIT 42	UNIT 43	UNIT 44	UNIT 45
---------	---------	---------	---------	---------	---------	---------	---------	---------

BLOCK C NORTH

UNIT 46	UNIT 47	UNIT 48	UNIT 49	UNIT 50	UNIT 51	UNIT 52	UNIT 53	UNIT 54	UNIT 55
---------	---------	---------	---------	---------	---------	---------	---------	---------	---------

BLOCK C SOUTH

UNIT 56								
UNIT 57								
UNIT 58								
UNIT 59								

UNIT 60								
UNIT 61								
UNIT 62								
UNIT 63								

BLOCK D WEST

UNIT 66								
UNIT 67								
UNIT 68								
UNIT 69								

UNIT 70								
UNIT 71								
UNIT 72								
UNIT 73								

BLOCK D EAST

UNIT 76	UNIT 77	UNIT 78	UNIT 79	UNIT 80	UNIT 81	UNIT 82
---------	---------	---------	---------	---------	---------	---------

BLOCK E NORTH

UNIT 83	UNIT 84	UNIT 85	UNIT 86	UNIT 87	UNIT 88	UNIT 89	UNIT 90
---------	---------	---------	---------	---------	---------	---------	---------

BLOCK E SOUTH

UNIT 91								
UNIT 92								
UNIT 93								
UNIT 94								

UNIT 95								
UNIT 96								
UNIT 97								
UNIT 98								




BLOCK F WEST

UNIT 99								
UNIT 100								
UNIT 101								
UNIT 102								

UNIT 103								
UNIT 104								
UNIT 105								
UNIT 106								

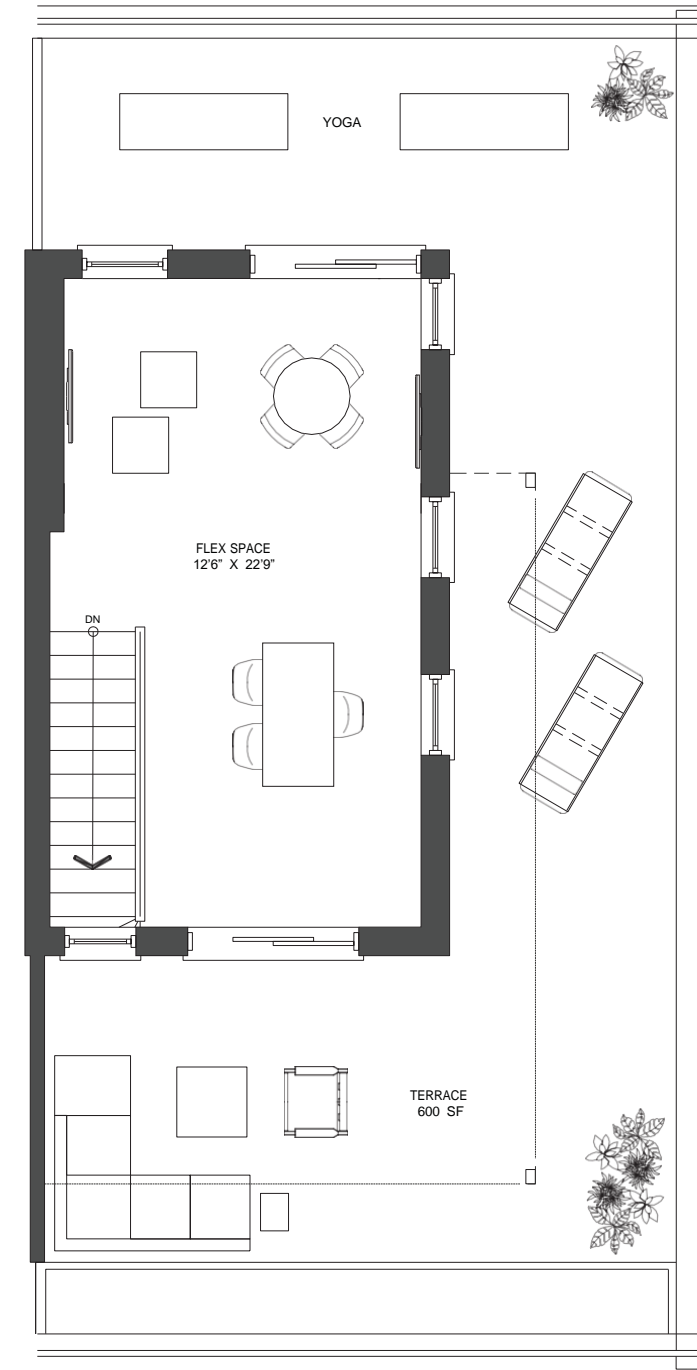
BLOCK F EAST

MEWS

-  TRAIL COLLECTION
-  TERRACE COLLECTION
-  MEWS COLLECTION

KILMER GROUP   

THIS PLAN IS NOT TO SCALE AND IS SUBJECT TO ARCHITECTURAL REVIEW AND REVISIONS. ALL SPECIFICATIONS, MATERIALS, FLOORPLANS, STATED AREAS, DIMENSIONS AND DETAILS ARE APPROXIMATE ONLY AND ARE SUBJECT TO CHANGE WITHOUT NOTICE. ACTUAL USEABLE FLOOR SPACE MAY VARY FROM ANY STATED FLOOR AREA. WINDOW AND MULLION SIZES, TYPE AND LOCATIONS MAY VARY. BALCONY AND/OR TERRACE LOCATION, ENTRY, SIZE AND AREAS ARE APPROXIMATE ONLY AND ARE SUBJECT TO CHANGE WITHOUT NOTICE. ACCESS TO BALCONY AND/OR TERRACE DOOR TYPE MAY VARY. A STAIRS UP TO THE BALCONY AND/OR TERRACE MAY BE REQUIRED AT VENDOR'S DISCRETION. SIZE OF BATHROOM VANITY CAN VARY. POSITIONING OF BATHROOM VANITY AT VENDOR'S DISCRETION. BULKHEADS ARE NOT SHOWN ON THIS PLAN AND MAY BE LOCATED IN ANY AREAS OF THE UNIT AS REQUIRED BY THE VENDOR. FLOOR PLAN MAY BE MIRROR IMAGE OF WHAT IS SHOWN. ALL ILLUSTRATIONS ARE ARTIST CONCEPT ONLY. FURNITURE AND/OR KITCHEN ISLAND SHOWN ON MARKETING PLANS ARE DISPLAYED FOR ILLUSTRATION PURPOSES ONLY AND ARE NOT INCLUDED IN THE PURCHASE PRICE. E. & O.E. APRIL 2021.



THIRD FLOOR